

Sir Veigh Standard Reports
Item Analysis Report
 2006 MPPAW Member Survey

April 18, 2006

Q9. Absenteeism/Turnover (Interest)

		Response	N	%
Demographic: Case ID Category: All Groups	1) Extremely interested		14	14%
	2) Quite Interested		34	34%
	3) Fairly interested		23	23%
	4) Only vaguely interested		20	20%
	5) Not at all interested		9	9%

		Response	N	%
Demographic: Tenure as Member Category: 1 year (Or this is your first year)	1) Extremely interested		1	6%
	2) Quite Interested		8	53%
	3) Fairly interested		3	20%
	4) Only vaguely interested		3	20%
	5) Not at all interested		0	0%

		Response	N	%
Demographic: Tenure as Member Category: 2 to 3 years	1) Extremely interested		3	11%
	2) Quite Interested		12	44%
	3) Fairly interested		3	11%
	4) Only vaguely interested		7	25%
	5) Not at all interested		2	7%

		Response	N	%
Demographic: Tenure as Member Category: 3 to 5 years	1) Extremely interested		5	17%
	2) Quite Interested		8	27%
	3) Fairly interested		7	24%
	4) Only vaguely interested		6	20%
	5) Not at all interested		3	10%

		Response	N	%
Demographic: Tenure as Member Category: 5 to 8 years	1) Extremely interested		3	13%
	2) Quite Interested		4	17%
	3) Fairly interested		10	43%
	4) Only vaguely interested		4	17%
	5) Not at all interested		2	8%

Q10. Coaching (Interest)

	Response	N	%
Demographic: Case ID Category: All Groups	1) Extremely interested	25	24%
	2) Quite Interested	29	28%
	3) Fairly interested	24	23%
	4) Only vaguely interested	18	17%
	5) Not at all interested	6	5%

	Response	N	%
Demographic: Tenure as Member Category: 1 year (Or this is your first year)	1) Extremely interested	6	40%
	2) Quite Interested	4	26%
	3) Fairly interested	4	26%
	4) Only vaguely interested	1	6%
	5) Not at all interested	0	0%

	Response	N	%
Demographic: Tenure as Member Category: 2 to 3 years	1) Extremely interested	3	10%
	2) Quite Interested	6	21%
	3) Fairly interested	10	35%
	4) Only vaguely interested	7	25%
	5) Not at all interested	2	7%

	Response	N	%
Demographic: Tenure as Member Category: 3 to 5 years	1) Extremely interested	10	34%
	2) Quite Interested	10	34%
	3) Fairly interested	5	17%
	4) Only vaguely interested	3	10%
	5) Not at all interested	1	3%

	Response	N	%
Demographic: Tenure as Member Category: 5 to 8 years	1) Extremely interested	5	21%
	2) Quite Interested	7	30%
	3) Fairly interested	5	21%
	4) Only vaguely interested	3	13%
	5) Not at all interested	3	13%

Q11. Consulting Practices Issues (Interest)

	Response	N	%
Demographic: Case ID Category: All Groups	1) Extremely interested	41	40%
	2) Quite Interested	27	26%
	3) Fairly interested	20	19%
	4) Only vaguely interested	10	9%
	5) Not at all interested	3	2%






	Response	N	%
Demographic: Tenure as Member Category: 1 year (Or this is your first year)	1) Extremely interested	9	60%
	2) Quite Interested	1	6%
	3) Fairly interested	5	33%
	4) Only vaguely interested	0	0%
	5) Not at all interested	0	0%





	Response	N	%
Demographic: Tenure as Member Category: 2 to 3 years	1) Extremely interested	13	46%
	2) Quite Interested	10	35%
	3) Fairly interested	3	10%
	4) Only vaguely interested	1	3%
	5) Not at all interested	1	3%






	Response	N	%
Demographic: Tenure as Member Category: 3 to 5 years	1) Extremely interested	10	35%
	2) Quite Interested	6	21%
	3) Fairly interested	7	25%
	4) Only vaguely interested	4	14%
	5) Not at all interested	1	3%





	Response	N	%
Demographic: Tenure as Member Category: 5 to 8 years	1) Extremely interested	8	34%
	2) Quite Interested	7	30%
	3) Fairly interested	4	17%
	4) Only vaguely interested	4	17%
	5) Not at all interested	0	0%






**Q12. Employee Satisfaction, Job Attitudes
 (Interest)**

	Response	N	%	
Demographic: Case ID Category: All Groups	1) Extremely interested		27	26%
	2) Quite Interested		27	26%
	3) Fairly interested		34	33%
	4) Only vaguely interested		10	9%
	5) Not at all interested		4	3%

	Response	N	%	
Demographic: Tenure as Member Category: 1 year (Or this is your first year)	1) Extremely interested		5	33%
	2) Quite Interested		5	33%
	3) Fairly interested		3	20%
	4) Only vaguely interested		2	13%
	5) Not at all interested		0	0%

	Response	N	%	
Demographic: Tenure as Member Category: 2 to 3 years	1) Extremely interested		4	14%
	2) Quite Interested		7	25%
	3) Fairly interested		12	42%
	4) Only vaguely interested		2	7%
	5) Not at all interested		3	10%

	Response	N	%	
Demographic: Tenure as Member Category: 3 to 5 years	1) Extremely interested		8	27%
	2) Quite Interested		7	24%
	3) Fairly interested		11	37%
	4) Only vaguely interested		3	10%
	5) Not at all interested		0	0%

	Response	N	%	
Demographic: Tenure as Member Category: 5 to 8 years	1) Extremely interested		7	30%
	2) Quite Interested		6	26%
	3) Fairly interested		7	30%
	4) Only vaguely interested		2	8%
	5) Not at all interested		1	4%

Q13. Ethics (Interest)

	Response	N	%
Demographic: Case ID Category: All Groups	1) Extremely interested	22	22%
	2) Quite Interested	27	27%
	3) Fairly interested	25	25%
	4) Only vaguely interested	21	21%
	5) Not at all interested	5	5%

	Response	N	%
Demographic: Tenure as Member Category: 1 year (Or this is your first year)	1) Extremely interested	2	14%
	2) Quite Interested	4	28%
	3) Fairly interested	6	42%
	4) Only vaguely interested	2	14%
	5) Not at all interested	0	0%

	Response	N	%
Demographic: Tenure as Member Category: 2 to 3 years	1) Extremely interested	5	17%
	2) Quite Interested	8	28%
	3) Fairly interested	6	21%
	4) Only vaguely interested	7	25%
	5) Not at all interested	2	7%

	Response	N	%
Demographic: Tenure as Member Category: 3 to 5 years	1) Extremely interested	5	17%
	2) Quite Interested	6	21%
	3) Fairly interested	9	32%
	4) Only vaguely interested	6	21%
	5) Not at all interested	2	7%

	Response	N	%
Demographic: Tenure as Member Category: 5 to 8 years	1) Extremely interested	9	39%
	2) Quite Interested	7	30%
	3) Fairly interested	3	13%
	4) Only vaguely interested	3	13%
	5) Not at all interested	1	4%

Q14. Global Processes, Practices (Interest)

	Response	N	%
Demographic: Case ID Category: All Groups	1) Extremely interested	22	21%
	2) Quite Interested	27	26%
	3) Fairly interested	25	24%
	4) Only vaguely interested	24	23%
	5) Not at all interested	4	3%

	Response	N	%
Demographic: Tenure as Member Category: 1 year (Or this is your first year)	1) Extremely interested	1	6%
	2) Quite Interested	4	26%
	3) Fairly interested	4	26%
	4) Only vaguely interested	5	33%
	5) Not at all interested	1	6%

	Response	N	%
Demographic: Tenure as Member Category: 2 to 3 years	1) Extremely interested	7	25%
	2) Quite Interested	5	17%
	3) Fairly interested	10	35%
	4) Only vaguely interested	5	17%
	5) Not at all interested	1	3%

	Response	N	%
Demographic: Tenure as Member Category: 3 to 5 years	1) Extremely interested	8	27%
	2) Quite Interested	6	20%
	3) Fairly interested	7	24%
	4) Only vaguely interested	7	24%
	5) Not at all interested	1	3%

	Response	N	%
Demographic: Tenure as Member Category: 5 to 8 years	1) Extremely interested	4	17%
	2) Quite Interested	9	39%
	3) Fairly interested	3	13%
	4) Only vaguely interested	7	30%
	5) Not at all interested	0	0%

Q15. Interdisciplinary, e.g., from economist or sociologist perspective (Interest)

	Response	N	%
Demographic: Case ID Category: All Groups	1) Extremely interested	18	17%
	2) Quite Interested	23	22%
	3) Fairly interested	31	30%
	4) Only vaguely interested	22	21%
	5) Not at all interested	8	7%






	Response	N	%
Demographic: Tenure as Member Category: 1 year (Or this is your first year)	1) Extremely interested	0	0%
	2) Quite Interested	4	26%
	3) Fairly interested	4	26%
	4) Only vaguely interested	7	46%
	5) Not at all interested	0	0%






	Response	N	%
Demographic: Tenure as Member Category: 2 to 3 years	1) Extremely interested	7	25%
	2) Quite Interested	3	10%
	3) Fairly interested	7	25%
	4) Only vaguely interested	7	25%
	5) Not at all interested	4	14%






	Response	N	%
Demographic: Tenure as Member Category: 3 to 5 years	1) Extremely interested	6	20%
	2) Quite Interested	7	24%
	3) Fairly interested	10	34%
	4) Only vaguely interested	4	13%
	5) Not at all interested	2	6%






	Response	N	%
Demographic: Tenure as Member Category: 5 to 8 years	1) Extremely interested	4	17%
	2) Quite Interested	9	39%
	3) Fairly interested	6	26%
	4) Only vaguely interested	2	8%
	5) Not at all interested	2	8%






**Q16. Leadership/Leadership Development
 (Interest)**

	Response	N	%	
Demographic: Case ID Category: All Groups	1) Extremely interested		32	31%
	2) Quite Interested		39	38%
	3) Fairly interested		17	16%
	4) Only vaguely interested		12	11%
	5) Not at all interested		2	1%

	Response	N	%	
Demographic: Tenure as Member Category: 1 year (Or this is your first year)	1) Extremely interested		5	33%
	2) Quite Interested		8	53%
	3) Fairly interested		1	6%
	4) Only vaguely interested		1	6%
	5) Not at all interested		0	0%

	Response	N	%	
Demographic: Tenure as Member Category: 2 to 3 years	1) Extremely interested		6	21%
	2) Quite Interested		7	25%
	3) Fairly interested		9	32%
	4) Only vaguely interested		5	17%
	5) Not at all interested		1	3%

	Response	N	%	
Demographic: Tenure as Member Category: 3 to 5 years	1) Extremely interested		12	41%
	2) Quite Interested		12	41%
	3) Fairly interested		2	6%
	4) Only vaguely interested		2	6%
	5) Not at all interested		1	3%

	Response	N	%	
Demographic: Tenure as Member Category: 5 to 8 years	1) Extremely interested		8	34%
	2) Quite Interested		9	39%
	3) Fairly interested		3	13%
	4) Only vaguely interested		3	13%
	5) Not at all interested		0	0%

Q17. Legal Issues (Interest)

	Response	N	%
Demographic: Case ID Category: All Groups	1) Extremely interested	15	14%
	2) Quite Interested	36	35%
	3) Fairly interested	21	20%
	4) Only vaguely interested	18	17%
	5) Not at all interested	12	11%






	Response	N	%
Demographic: Tenure as Member Category: 1 year (Or this is your first year)	1) Extremely interested	0	0%
	2) Quite Interested	6	40%
	3) Fairly interested	5	33%
	4) Only vaguely interested	3	20%
	5) Not at all interested	1	6%






	Response	N	%
Demographic: Tenure as Member Category: 2 to 3 years	1) Extremely interested	4	14%
	2) Quite Interested	7	25%
	3) Fairly interested	5	17%
	4) Only vaguely interested	7	25%
	5) Not at all interested	5	17%






	Response	N	%
Demographic: Tenure as Member Category: 3 to 5 years	1) Extremely interested	7	24%
	2) Quite Interested	10	34%
	3) Fairly interested	7	24%
	4) Only vaguely interested	2	6%
	5) Not at all interested	3	10%






	Response	N	%
Demographic: Tenure as Member Category: 5 to 8 years	1) Extremely interested	3	13%
	2) Quite Interested	11	47%
	3) Fairly interested	4	17%
	4) Only vaguely interested	3	13%
	5) Not at all interested	2	8%






Q18. Organizational Climate, Development and Change (Interest)

	Response	N	%
Demographic: Case ID Category: All Groups	1) Extremely interested		39 38%
	2) Quite Interested		40 39%
	3) Fairly interested		14 13%
	4) Only vaguely interested		8 7%
	5) Not at all interested		1 0%

	Response	N	%
Demographic: Tenure as Member Category: 1 year (Or this is your first year)	1) Extremely interested		9 60%
	2) Quite Interested		5 33%
	3) Fairly interested		1 6%
	4) Only vaguely interested		0 0%
	5) Not at all interested		0 0%

	Response	N	%
Demographic: Tenure as Member Category: 2 to 3 years	1) Extremely interested		8 28%
	2) Quite Interested		11 39%
	3) Fairly interested		4 14%
	4) Only vaguely interested		5 17%
	5) Not at all interested		0 0%

	Response	N	%
Demographic: Tenure as Member Category: 3 to 5 years	1) Extremely interested		11 37%
	2) Quite Interested		12 41%
	3) Fairly interested		3 10%
	4) Only vaguely interested		3 10%
	5) Not at all interested		0 0%

	Response	N	%
Demographic: Tenure as Member Category: 5 to 8 years	1) Extremely interested		8 34%
	2) Quite Interested		9 39%
	3) Fairly interested		5 21%
	4) Only vaguely interested		0 0%
	5) Not at all interested		1 4%

Q19. Performance Management (Interest)

		Response	N	%
Demographic: Case ID Category: All Groups	1) Extremely interested		29	29%
	2) Quite Interested		39	39%
	3) Fairly interested		18	18%
	4) Only vaguely interested		13	13%
	5) Not at all interested		1	1%

		Response	N	%
Demographic: Tenure as Member Category: 1 year (Or this is your first year)	1) Extremely interested		7	46%
	2) Quite Interested		5	33%
	3) Fairly interested		1	6%
	4) Only vaguely interested		2	13%
	5) Not at all interested		0	0%

		Response	N	%
Demographic: Tenure as Member Category: 2 to 3 years	1) Extremely interested		5	17%
	2) Quite Interested		15	53%
	3) Fairly interested		4	14%
	4) Only vaguely interested		3	10%
	5) Not at all interested		1	3%

		Response	N	%
Demographic: Tenure as Member Category: 3 to 5 years	1) Extremely interested		8	28%
	2) Quite Interested		10	35%
	3) Fairly interested		6	21%
	4) Only vaguely interested		4	14%
	5) Not at all interested		0	0%

		Response	N	%
Demographic: Tenure as Member Category: 5 to 8 years	1) Extremely interested		7	31%
	2) Quite Interested		7	31%
	3) Fairly interested		7	31%
	4) Only vaguely interested		1	4%
	5) Not at all interested		0	0%

Q20. Personality (Interest)

	Response	N	%
Demographic: Case ID Category: All Groups	1) Extremely interested	30	29%
	2) Quite Interested	30	29%
	3) Fairly interested	24	23%
	4) Only vaguely interested	14	13%
	5) Not at all interested	4	3%

	Response	N	%
Demographic: Tenure as Member Category: 1 year (Or this is your first year)	1) Extremely interested	5	33%
	2) Quite Interested	5	33%
	3) Fairly interested	5	33%
	4) Only vaguely interested	0	0%
	5) Not at all interested	0	0%

	Response	N	%
Demographic: Tenure as Member Category: 2 to 3 years	1) Extremely interested	8	28%
	2) Quite Interested	7	25%
	3) Fairly interested	6	21%
	4) Only vaguely interested	5	17%
	5) Not at all interested	2	7%

	Response	N	%
Demographic: Tenure as Member Category: 3 to 5 years	1) Extremely interested	7	24%
	2) Quite Interested	10	34%
	3) Fairly interested	7	24%
	4) Only vaguely interested	3	10%
	5) Not at all interested	2	6%

	Response	N	%
Demographic: Tenure as Member Category: 5 to 8 years	1) Extremely interested	8	34%
	2) Quite Interested	7	30%
	3) Fairly interested	5	21%
	4) Only vaguely interested	3	13%
	5) Not at all interested	0	0%

Q21. Research Methodology, including statistical techniques (Interest)

	Response	N	%
Demographic: Case ID Category: All Groups	1) Extremely interested	12	11%
	2) Quite Interested	24	23%
	3) Fairly interested	28	27%
	4) Only vaguely interested	28	27%
	5) Not at all interested	10	9%

	Response	N	%
Demographic: Tenure as Member Category: 1 year (Or this is your first year)	1) Extremely interested	0	0%
	2) Quite Interested	3	20%
	3) Fairly interested	4	26%
	4) Only vaguely interested	6	40%
	5) Not at all interested	2	13%

	Response	N	%
Demographic: Tenure as Member Category: 2 to 3 years	1) Extremely interested	6	21%
	2) Quite Interested	10	35%
	3) Fairly interested	6	21%
	4) Only vaguely interested	4	14%
	5) Not at all interested	2	7%

	Response	N	%
Demographic: Tenure as Member Category: 3 to 5 years	1) Extremely interested	2	6%
	2) Quite Interested	3	10%
	3) Fairly interested	9	31%
	4) Only vaguely interested	10	34%
	5) Not at all interested	5	17%

	Response	N	%
Demographic: Tenure as Member Category: 5 to 8 years	1) Extremely interested	4	17%
	2) Quite Interested	5	21%
	3) Fairly interested	7	30%
	4) Only vaguely interested	6	26%
	5) Not at all interested	1	4%

**Q22. Selection/Testing Tools and Approaches
 (Interest)**

	Response	N	%
Demographic: Case ID Category: All Groups	1) Extremely interested	29	28%
	2) Quite Interested	33	32%
	3) Fairly interested	19	18%
	4) Only vaguely interested	15	14%
	5) Not at all interested	6	5%

	Response	N	%
Demographic: Tenure as Member Category: 1 year (Or this is your first year)	1) Extremely interested	3	20%
	2) Quite Interested	7	46%
	3) Fairly interested	2	13%
	4) Only vaguely interested	2	13%
	5) Not at all interested	1	6%

	Response	N	%
Demographic: Tenure as Member Category: 2 to 3 years	1) Extremely interested	8	28%
	2) Quite Interested	11	39%
	3) Fairly interested	5	17%
	4) Only vaguely interested	4	14%
	5) Not at all interested	0	0%

	Response	N	%
Demographic: Tenure as Member Category: 3 to 5 years	1) Extremely interested	8	27%
	2) Quite Interested	7	24%
	3) Fairly interested	6	20%
	4) Only vaguely interested	6	20%
	5) Not at all interested	2	6%

	Response	N	%
Demographic: Tenure as Member Category: 5 to 8 years	1) Extremely interested	8	34%
	2) Quite Interested	7	30%
	3) Fairly interested	5	21%
	4) Only vaguely interested	1	4%
	5) Not at all interested	2	8%

Q23. Training (Interest)

	Response	N	%
Demographic: Case ID Category: All Groups	1) Extremely interested	22	21%
	2) Quite Interested	29	28%
	3) Fairly interested	35	34%
	4) Only vaguely interested	9	8%
	5) Not at all interested	7	6%

	Response	N	%
Demographic: Tenure as Member Category: 1 year (Or this is your first year)	1) Extremely interested	7	46%
	2) Quite Interested	5	33%
	3) Fairly interested	3	20%
	4) Only vaguely interested	0	0%
	5) Not at all interested	0	0%

	Response	N	%
Demographic: Tenure as Member Category: 2 to 3 years	1) Extremely interested	6	21%
	2) Quite Interested	8	28%
	3) Fairly interested	11	39%
	4) Only vaguely interested	0	0%
	5) Not at all interested	3	10%

	Response	N	%
Demographic: Tenure as Member Category: 3 to 5 years	1) Extremely interested	6	20%
	2) Quite Interested	9	31%
	3) Fairly interested	8	27%
	4) Only vaguely interested	4	13%
	5) Not at all interested	2	6%

	Response	N	%
Demographic: Tenure as Member Category: 5 to 8 years	1) Extremely interested	2	8%
	2) Quite Interested	6	26%
	3) Fairly interested	10	43%
	4) Only vaguely interested	3	13%
	5) Not at all interested	2	8%

Q24. Validation (Interest)

	Response	N	%
Demographic: Case ID Category: All Groups	1) Extremely interested	8	7%
	2) Quite Interested	26	25%
	3) Fairly interested	32	31%
	4) Only vaguely interested	27	26%
	5) Not at all interested	8	7%

	Response	N	%
Demographic: Tenure as Member Category: 1 year (Or this is your first year)	1) Extremely interested	1	6%
	2) Quite Interested	4	26%
	3) Fairly interested	5	33%
	4) Only vaguely interested	4	26%
	5) Not at all interested	1	6%

	Response	N	%
Demographic: Tenure as Member Category: 2 to 3 years	1) Extremely interested	1	3%
	2) Quite Interested	11	39%
	3) Fairly interested	6	21%
	4) Only vaguely interested	9	32%
	5) Not at all interested	1	3%

	Response	N	%
Demographic: Tenure as Member Category: 3 to 5 years	1) Extremely interested	2	7%
	2) Quite Interested	3	10%
	3) Fairly interested	11	39%
	4) Only vaguely interested	9	32%
	5) Not at all interested	3	10%

	Response	N	%
Demographic: Tenure as Member Category: 5 to 8 years	1) Extremely interested	4	17%
	2) Quite Interested	5	21%
	3) Fairly interested	9	39%
	4) Only vaguely interested	2	8%
	5) Not at all interested	3	13%

Q25. Work and Family (Interest)

	Response	N	%
Demographic: Case ID Category: All Groups	1) Extremely interested	14	13%
	2) Quite Interested	26	25%
	3) Fairly interested	31	30%
	4) Only vaguely interested	24	23%
	5) Not at all interested	7	6%

	Response	N	%
Demographic: Tenure as Member Category: 1 year (Or this is your first year)	1) Extremely interested	7	46%
	2) Quite Interested	3	20%
	3) Fairly interested	3	20%
	4) Only vaguely interested	1	6%
	5) Not at all interested	1	6%

	Response	N	%
Demographic: Tenure as Member Category: 2 to 3 years	1) Extremely interested	1	3%
	2) Quite Interested	4	14%
	3) Fairly interested	11	39%
	4) Only vaguely interested	10	35%
	5) Not at all interested	2	7%

	Response	N	%
Demographic: Tenure as Member Category: 3 to 5 years	1) Extremely interested	4	13%
	2) Quite Interested	9	31%
	3) Fairly interested	6	20%
	4) Only vaguely interested	6	20%
	5) Not at all interested	4	13%

	Response	N	%
Demographic: Tenure as Member Category: 5 to 8 years	1) Extremely interested	2	8%
	2) Quite Interested	7	30%
	3) Fairly interested	10	43%
	4) Only vaguely interested	4	17%
	5) Not at all interested	0	0%

Q26. Other broad subject areas: (Interest)

	Response	N	%
Demographic: Case ID Category: All Groups	1) Extremely interested		11 61%
	2) Quite Interested		5 27%
	3) Fairly interested		1 5%
	4) Only vaguely interested		1 5%
	5) Not at all interested		0 0%

	Response	N	%
Demographic: Tenure as Member Category: 1 year (Or this is your first year)	1) Extremely interested		3 60%
	2) Quite Interested		1 20%
	3) Fairly interested		0 0%
	4) Only vaguely interested		1 20%
	5) Not at all interested		0 0%

	Response	N	%
Demographic: Tenure as Member Category: 2 to 3 years	1) Extremely interested		3 75%
	2) Quite Interested		1 25%
	3) Fairly interested		0 0%
	4) Only vaguely interested		0 0%
	5) Not at all interested		0 0%

	Response	N	%
Demographic: Tenure as Member Category: 3 to 5 years	1) Extremely interested		2 40%
	2) Quite Interested		3 60%
	3) Fairly interested		0 0%
	4) Only vaguely interested		0 0%
	5) Not at all interested		0 0%

	Response	N	%
Demographic: Tenure as Member Category: 5 to 8 years	1) Extremely interested		2 66%
	2) Quite Interested		0 0%
	3) Fairly interested		1 33%
	4) Only vaguely interested		0 0%
	5) Not at all interested		0 0%

Q29. MPPAW's current format is in-person lecture-style presentations, preceded by a social hour with food and beverage. How satisfied are you with this format? (Satisfaction)

	Response	N	%
Demographic: Case ID	1) Totally satisfied	32	31%
Category: All Groups	2) Satisfied	60	59%
	3) Neither Satisfied nor Dissatisfied	6	5%
	4) Dissatisfied	2	1%
	5) Totally Dissatisfied	1	0%

	Response	N	%
Demographic: Tenure as Member	1) Totally satisfied	3	21%
Category: 1 year (Or this is your first year)	2) Satisfied	9	64%
	3) Neither Satisfied nor Dissatisfied	2	14%
	4) Dissatisfied	0	0%
	5) Totally Dissatisfied	0	0%

	Response	N	%
Demographic: Tenure as Member	1) Totally satisfied	8	28%
Category: 2 to 3 years	2) Satisfied	16	57%
	3) Neither Satisfied nor Dissatisfied	2	7%
	4) Dissatisfied	2	7%
	5) Totally Dissatisfied	0	0%

	Response	N	%
Demographic: Tenure as Member	1) Totally satisfied	9	31%
Category: 3 to 5 years	2) Satisfied	19	65%
	3) Neither Satisfied nor Dissatisfied	1	3%
	4) Dissatisfied	0	0%
	5) Totally Dissatisfied	0	0%

	Response	N	%
Demographic: Tenure as Member	1) Totally satisfied	11	45%
Category: 5 to 8 years	2) Satisfied	12	50%
	3) Neither Satisfied nor Dissatisfied	1	4%
	4) Dissatisfied	0	0%
	5) Totally Dissatisfied	0	0%

Q31. Workshop format, i.e., more interactive, ala SIOB workshops (Format)

		Response	N	%
Demographic: Case ID Category: All Groups	1) Do not like this format for MPPAW		24	25%
	2) Like this format for MPPAW		47	50%
	3) Very much like this format for MPPAW		22	23%




		Response	N	%
Demographic: Tenure as Member Category: 1 year (Or this is your first year)	1) Do not like this format for MPPAW		3	25%
	2) Like this format for MPPAW		5	41%
	3) Very much like this format for MPPAW		4	33%




		Response	N	%
Demographic: Tenure as Member Category: 2 to 3 years	1) Do not like this format for MPPAW		6	22%
	2) Like this format for MPPAW		17	62%
	3) Very much like this format for MPPAW		4	14%




		Response	N	%
Demographic: Tenure as Member Category: 3 to 5 years	1) Do not like this format for MPPAW		8	29%
	2) Like this format for MPPAW		12	44%
	3) Very much like this format for MPPAW		7	25%




		Response	N	%
Demographic: Tenure as Member Category: 5 to 8 years	1) Do not like this format for MPPAW		6	26%
	2) Like this format for MPPAW		11	47%
	3) Very much like this format for MPPAW		6	26%




Q32. Round table or panel presentation (Format)

		Response	N	%
Demographic: Case ID Category: All Groups	1) Do not like this format for MPPAW		14	14%
	2) Like this format for MPPAW		58	59%
	3) Very much like this format for MPPAW		26	26%




		Response	N	%
Demographic: Tenure as Member Category: 1 year (Or this is your first year)	1) Do not like this format for MPPAW		1	7%
	2) Like this format for MPPAW		8	61%
	3) Very much like this format for MPPAW		4	30%

		Response	N	%
Demographic: Tenure as Member Category: 2 to 3 years	1) Do not like this format for MPPAW		6	21%
	2) Like this format for MPPAW		15	53%
	3) Very much like this format for MPPAW		7	25%


		Response	N	%
Demographic: Tenure as Member Category: 3 to 5 years	1) Do not like this format for MPPAW		4	14%
	2) Like this format for MPPAW		16	57%
	3) Very much like this format for MPPAW		8	28%



		Response	N	%
Demographic: Tenure as Member Category: 5 to 8 years	1) Do not like this format for MPPAW		3	12%
	2) Like this format for MPPAW		16	66%
	3) Very much like this format for MPPAW		5	20%




Q33. Other formats: (Format)

	Response	N	%
Demographic: Case ID Category: All Groups	1) Do not like this format for MPPAW		2 22%
	2) Like this format for MPPAW		3 33%
	3) Very much like this format for MPPAW		4 44%

	Response	N	%
Demographic: Tenure as Member Category: 1 year (Or this is your first year)	1) Do not like this format for MPPAW		0 --
	2) Like this format for MPPAW		0 --
	3) Very much like this format for MPPAW		0 --

	Response	N	%
Demographic: Tenure as Member Category: 2 to 3 years	1) Do not like this format for MPPAW		0 0%
	2) Like this format for MPPAW		0 0%
	3) Very much like this format for MPPAW		1 100%

	Response	N	%
Demographic: Tenure as Member Category: 3 to 5 years	1) Do not like this format for MPPAW		0 0%
	2) Like this format for MPPAW		1 33%
	3) Very much like this format for MPPAW		2 66%

	Response	N	%
Demographic: Tenure as Member Category: 5 to 8 years	1) Do not like this format for MPPAW		1 33%
	2) Like this format for MPPAW		1 33%
	3) Very much like this format for MPPAW		1 33%

**Q36. Conferences, i.e., with multiple presentations
 (No - not sure - yes)**

		Response	N	%
Demographic: Case ID Category: All Groups	1) No		24	24%
	2) Not sure		31	31%
	3) Yes		45	45%

		Response	N	%
Demographic: Tenure as Member Category: 1 year (Or this is your first year)	1) No		1	6%
	2) Not sure		5	33%
	3) Yes		9	60%

		Response	N	%
Demographic: Tenure as Member Category: 2 to 3 years	1) No		5	17%
	2) Not sure		8	28%
	3) Yes		15	53%

		Response	N	%
Demographic: Tenure as Member Category: 3 to 5 years	1) No		10	34%
	2) Not sure		10	34%
	3) Yes		9	31%

		Response	N	%
Demographic: Tenure as Member Category: 5 to 8 years	1) No		7	29%
	2) Not sure		6	25%
	3) Yes		11	45%

Q37. Newsletter (No - not sure - yes)

		Response	N	%
Demographic: Case ID Category: All Groups	1) No		5	5%
	2) Not sure		11	11%
	3) Yes		84	84%

		Response	N	%
Demographic: Tenure as Member Category: 1 year (Or this is your first year)	1) No		1	6%
	2) Not sure		1	6%
	3) Yes		13	86%

		Response	N	%
Demographic: Tenure as Member Category: 2 to 3 years	1) No		1	3%
	2) Not sure		6	21%
	3) Yes		21	75%

Sir Veigh Standard Reports
Item Analysis Report
 2006 MPPAW Member Survey

April 18, 2006
 Page 24

		Response	N	%
Demographic: Tenure as Member Category: 3 to 5 years	1) No		2	6%
	2) Not sure		3	10%
	3) Yes		24	82%

		Response	N	%
Demographic: Tenure as Member Category: 5 to 8 years	1) No		0	0%
	2) Not sure		1	4%
	3) Yes		23	95%

Q38. Journal of some kind, where members' articles are published (No - not sure - yes)

		Response	N	%
Demographic: Case ID Category: All Groups	1) No		48	48%
	2) Not sure		22	22%
	3) Yes		29	29%

		Response	N	%
Demographic: Tenure as Member Category: 1 year (Or this is your first year)	1) No		2	13%
	2) Not sure		3	20%
	3) Yes		10	66%

		Response	N	%
Demographic: Tenure as Member Category: 2 to 3 years	1) No		11	39%
	2) Not sure		10	35%
	3) Yes		7	25%

		Response	N	%
Demographic: Tenure as Member Category: 3 to 5 years	1) No		16	57%
	2) Not sure		5	17%
	3) Yes		7	25%

		Response	N	%
Demographic: Tenure as Member Category: 5 to 8 years	1) No		17	70%
	2) Not sure		4	16%
	3) Yes		3	12%

Q39. Social events, e.g., party (No - not sure - yes)

	Response	N	%
Demographic: Case ID Category: All Groups	1) No	22	22%
	2) Not sure	33	33%
	3) Yes	44	44%

	Response	N	%
Demographic: Tenure as Member Category: 1 year (Or this is your first year)	1) No	2	13%
	2) Not sure	4	26%
	3) Yes	9	60%

	Response	N	%
Demographic: Tenure as Member Category: 2 to 3 years	1) No	5	17%
	2) Not sure	11	39%
	3) Yes	12	42%

	Response	N	%
Demographic: Tenure as Member Category: 3 to 5 years	1) No	9	32%
	2) Not sure	9	32%
	3) Yes	10	35%

	Response	N	%
Demographic: Tenure as Member Category: 5 to 8 years	1) No	5	20%
	2) Not sure	7	29%
	3) Yes	12	50%

Q40. Formally announced post-meeting get-togethers, e.g., at a bar nearby (No - not sure - yes)

	Response	N	%
Demographic: Case ID Category: All Groups	1) No	21	21%
	2) Not sure	24	24%
	3) Yes	54	54%

	Response	N	%
Demographic: Tenure as Member Category: 1 year (Or this is your first year)	1) No	2	14%
	2) Not sure	2	14%
	3) Yes	10	71%

	Response	N	%
Demographic: Tenure as Member Category: 2 to 3 years	1) No	4	14%
	2) Not sure	8	28%
	3) Yes	16	57%

		Response	N	%
Demographic: Tenure as Member Category: 3 to 5 years	1) No		5	17%
	2) Not sure		9	31%
	3) Yes		15	51%

		Response	N	%
Demographic: Tenure as Member Category: 5 to 8 years	1) No		8	33%
	2) Not sure		5	20%
	3) Yes		11	45%

**Q41. Social services, e.g., organizing volunteers
 for non-profit work (No - not sure - yes)**

		Response	N	%
Demographic: Case ID Category: All Groups	1) No		29	29%
	2) Not sure		30	30%
	3) Yes		40	40%

		Response	N	%
Demographic: Tenure as Member Category: 1 year (Or this is your first year)	1) No		2	14%
	2) Not sure		4	28%
	3) Yes		8	57%

		Response	N	%
Demographic: Tenure as Member Category: 2 to 3 years	1) No		4	14%
	2) Not sure		10	35%
	3) Yes		14	50%

		Response	N	%
Demographic: Tenure as Member Category: 3 to 5 years	1) No		14	48%
	2) Not sure		7	24%
	3) Yes		8	27%

		Response	N	%
Demographic: Tenure as Member Category: 5 to 8 years	1) No		7	29%
	2) Not sure		8	33%
	3) Yes		9	37%

Q42. Clearing house or databank of things members and/or others are doing or have done, e.g., reports, descriptions of projects or research, articles. (No - not sure - yes)

	Response	N	%
Demographic: Case ID Category: All Groups	1) No	15	15%
	2) Not sure	23	23%
	3) Yes	61	61%

	Response	N	%
Demographic: Tenure as Member Category: 1 year (Or this is your first year)	1) No	1	6%
	2) Not sure	2	13%
	3) Yes	12	80%

	Response	N	%
Demographic: Tenure as Member Category: 2 to 3 years	1) No	0	0%
	2) Not sure	6	21%
	3) Yes	22	78%

	Response	N	%
Demographic: Tenure as Member Category: 3 to 5 years	1) No	6	20%
	2) Not sure	6	20%
	3) Yes	17	58%

	Response	N	%
Demographic: Tenure as Member Category: 5 to 8 years	1) No	7	30%
	2) Not sure	7	30%
	3) Yes	9	39%

Q43. Clearing house or databank of members cross-referenced with their subjects of interest/expertise (No - not sure - yes)

	Response	N	%
Demographic: Case ID Category: All Groups	1) No	15	15%
	2) Not sure	20	20%
	3) Yes	64	64%

	Response	N	%
Demographic: Tenure as Member Category: 1 year (Or this is your first year)	1) No	0	0%
	2) Not sure	3	20%
	3) Yes	12	80%

Sir Veigh Standard Reports
Item Analysis Report
 2006 MPPAW Member Survey

April 18, 2006
 Page 28

	Response	N	%
Demographic: Tenure as Member Category: 2 to 3 years	1) No	3	10%
	2) Not sure	5	17%
	3) Yes	20	71%

	Response	N	%
Demographic: Tenure as Member Category: 3 to 5 years	1) No	6	20%
	2) Not sure	4	13%
	3) Yes	19	65%

	Response	N	%
Demographic: Tenure as Member Category: 5 to 8 years	1) No	5	21%
	2) Not sure	7	30%
	3) Yes	11	47%

Q44. Job announcements/postings (No - not sure - yes)

	Response	N	%
Demographic: Case ID Category: All Groups	1) No	3	3%
	2) Not sure	2	2%
	3) Yes	94	94%

	Response	N	%
Demographic: Tenure as Member Category: 1 year (Or this is your first year)	1) No	0	0%
	2) Not sure	0	0%
	3) Yes	15	100%




	Response	N	%
Demographic: Tenure as Member Category: 2 to 3 years	1) No	1	3%
	2) Not sure	0	0%
	3) Yes	27	96%




	Response	N	%
Demographic: Tenure as Member Category: 3 to 5 years	1) No	2	7%
	2) Not sure	1	3%
	3) Yes	25	89%



	Response	N	%
Demographic: Tenure as Member Category: 5 to 8 years	1) No	0	0%
	2) Not sure	1	4%
	3) Yes	23	95%

Q45. Other announcements or advertising/want ads, e.g., services for hire, products to buy, office space to rent (No - not sure - yes)

	Response	N	%
Demographic: Case ID Category: All Groups	1) No 	33	33%
	2) Not sure 	24	24%
	3) Yes 	42	42%

	Response	N	%
Demographic: Tenure as Member Category: 1 year (Or this is your first year)	1) No 	4	26%
	2) Not sure 	5	33%
	3) Yes 	6	40%




	Response	N	%
Demographic: Tenure as Member Category: 2 to 3 years	1) No 	5	17%
	2) Not sure 	8	28%
	3) Yes 	15	53%




	Response	N	%
Demographic: Tenure as Member Category: 3 to 5 years	1) No 	12	42%
	2) Not sure 	7	25%
	3) Yes 	9	32%

	Response	N	%
Demographic: Tenure as Member Category: 5 to 8 years	1) No 	10	41%
	2) Not sure 	4	16%
	3) Yes 	10	41%

Q46. Electronic version of speaker handouts on MPPAW website (No - not sure - yes)

	Response	N	%
Demographic: Case ID Category: All Groups	1) No 	3	3%
	2) Not sure 	4	4%
	3) Yes 	93	93%

	Response	N	%
Demographic: Tenure as Member Category: 1 year (Or this is your first year)	1) No 	0	0%
	2) Not sure 	0	0%
	3) Yes 	15	100%

	Response	N	%
Demographic: Tenure as Member Category: 2 to 3 years	1) No 	2	7%
	2) Not sure 	2	7%
	3) Yes 	24	85%

Sir Veigh Standard Reports
Item Analysis Report
 2006 MPPAW Member Survey

April 18, 2006
 Page 30

		Response	N	%
Demographic: Tenure as Member Category: 3 to 5 years	1) No		0	0%
	2) Not sure		1	3%
	3) Yes		28	96%

		Response	N	%
Demographic: Tenure as Member Category: 5 to 8 years	1) No		0	0%
	2) Not sure		1	4%
	3) Yes		23	95%

Q47. Membership directory, electronic version (No - not sure - yes)

		Response	N	%
Demographic: Case ID Category: All Groups	1) No		5	5%
	2) Not sure		1	1%
	3) Yes		94	94%

		Response	N	%
Demographic: Tenure as Member Category: 1 year (Or this is your first year)	1) No		0	0%
	2) Not sure		0	0%
	3) Yes		15	100%

		Response	N	%
Demographic: Tenure as Member Category: 2 to 3 years	1) No		1	3%
	2) Not sure		1	3%
	3) Yes		26	92%

		Response	N	%
Demographic: Tenure as Member Category: 3 to 5 years	1) No		2	6%
	2) Not sure		0	0%
	3) Yes		27	93%

		Response	N	%
Demographic: Tenure as Member Category: 5 to 8 years	1) No		1	4%
	2) Not sure		0	0%
	3) Yes		23	95%

Q48. Membership directory, hard copy version (No - not sure - yes)

		Response	N	%
Demographic: Case ID Category: All Groups	1) No		28	28%
	2) Not sure		27	27%
	3) Yes		42	43%

		Response	N	%
Demographic: Tenure as Member Category: 1 year (Or this is your first year)	1) No		4	28%
	2) Not sure		4	28%
	3) Yes		6	42%

		Response	N	%
Demographic: Tenure as Member Category: 2 to 3 years	1) No		11	40%
	2) Not sure		4	14%
	3) Yes		12	44%

		Response	N	%
Demographic: Tenure as Member Category: 3 to 5 years	1) No		9	32%
	2) Not sure		9	32%
	3) Yes		10	35%

		Response	N	%
Demographic: Tenure as Member Category: 5 to 8 years	1) No		3	12%
	2) Not sure		9	37%
	3) Yes		12	50%

Q49. Make connections with other professional organizations, e.g., through websites, newsletters, or shared presentations (No - not sure - yes)

		Response	N	%
Demographic: Case ID Category: All Groups	1) No		4	4%
	2) Not sure		27	27%
	3) Yes		69	69%

		Response	N	%
Demographic: Tenure as Member Category: 1 year (Or this is your first year)	1) No		0	0%
	2) Not sure		7	46%
	3) Yes		8	53%

		Response	N	%
Demographic: Tenure as Member Category: 2 to 3 years	1) No		0	0%
	2) Not sure		5	17%
	3) Yes		23	82%

Sir Veigh Standard Reports
Item Analysis Report
 2006 MPPAW Member Survey

April 18, 2006
 Page 32

		Response	N	%
Demographic: Tenure as Member Category: 3 to 5 years	1) No		3	10%
	2) Not sure		9	31%
	3) Yes		17	58%

		Response	N	%
Demographic: Tenure as Member Category: 5 to 8 years	1) No		1	4%
	2) Not sure		6	25%
	3) Yes		17	70%

Q50. Other activities or events: (No - not sure - yes)

		Response	N	%
Demographic: Case ID Category: All Groups	1) No		2	28%
	2) Not sure		3	42%
	3) Yes		2	28%

		Response	N	%
Demographic: Tenure as Member Category: 1 year (Or this is your first year)	1) No		0	--
	2) Not sure		0	--
	3) Yes		0	--

		Response	N	%
Demographic: Tenure as Member Category: 2 to 3 years	1) No		0	--
	2) Not sure		0	--
	3) Yes		0	--

		Response	N	%
Demographic: Tenure as Member Category: 3 to 5 years	1) No		2	40%
	2) Not sure		2	40%
	3) Yes		1	20%

		Response	N	%
Demographic: Tenure as Member Category: 5 to 8 years	1) No		0	0%
	2) Not sure		1	50%
	3) Yes		1	50%

Q52. How satisfied are you with MPPAW's current location/venue for presentations (McNamara Alumni Center on the East Bank campus of the University of Minnesota)? (Satisfaction)

	Response	N	%
Demographic: Case ID	1) Totally satisfied	32	34%
Category: All Groups	2) Satisfied	38	40%
	3) Neither Satisfied nor Dissatisfied	13	13%
	4) Dissatisfied	9	9%
	5) Totally Dissatisfied	2	2%






	Response	N	%
Demographic: Tenure as Member	1) Totally satisfied	6	40%
Category: 1 year (Or this is your first year)	2) Satisfied	7	46%
	3) Neither Satisfied nor Dissatisfied	1	6%
	4) Dissatisfied	1	6%
	5) Totally Dissatisfied	0	0%




	Response	N	%
Demographic: Tenure as Member	1) Totally satisfied	9	33%
Category: 2 to 3 years	2) Satisfied	11	40%
	3) Neither Satisfied nor Dissatisfied	5	18%
	4) Dissatisfied	2	7%
	5) Totally Dissatisfied	0	0%






	Response	N	%
Demographic: Tenure as Member	1) Totally satisfied	7	26%
Category: 3 to 5 years	2) Satisfied	12	46%
	3) Neither Satisfied nor Dissatisfied	4	15%
	4) Dissatisfied	3	11%
	5) Totally Dissatisfied	0	0%




	Response	N	%
Demographic: Tenure as Member	1) Totally satisfied	9	40%
Category: 5 to 8 years	2) Satisfied	7	31%
	3) Neither Satisfied nor Dissatisfied	2	9%
	4) Dissatisfied	2	9%
	5) Totally Dissatisfied	2	9%





Q54. How satisfied are you with the food that's offered at MPPAW meetings? (Satisfaction)

		Response	N	%
Demographic: Case ID Category: All Groups	1) Totally satisfied		21	21%
	2) Satisfied		47	48%
	3) Neither Satisfied nor Dissatisfied		25	26%
	4) Dissatisfied		2	2%
	5) Totally Dissatisfied		1	1%

		Response	N	%
Demographic: Tenure as Member Category: 1 year (Or this is your first year)	1) Totally satisfied		5	35%
	2) Satisfied		7	50%
	3) Neither Satisfied nor Dissatisfied		2	14%
	4) Dissatisfied		0	0%
	5) Totally Dissatisfied		0	0%

		Response	N	%
Demographic: Tenure as Member Category: 2 to 3 years	1) Totally satisfied		6	21%
	2) Satisfied		8	28%
	3) Neither Satisfied nor Dissatisfied		12	42%
	4) Dissatisfied		1	3%
	5) Totally Dissatisfied		1	3%

		Response	N	%
Demographic: Tenure as Member Category: 3 to 5 years	1) Totally satisfied		4	14%
	2) Satisfied		19	70%
	3) Neither Satisfied nor Dissatisfied		4	14%
	4) Dissatisfied		0	0%
	5) Totally Dissatisfied		0	0%

		Response	N	%
Demographic: Tenure as Member Category: 5 to 8 years	1) Totally satisfied		5	20%
	2) Satisfied		13	54%
	3) Neither Satisfied nor Dissatisfied		5	20%
	4) Dissatisfied		1	4%
	5) Totally Dissatisfied		0	0%

Q56. We plan on having wine and beer for purchase during the social hour. What's your reaction to this? (Approve/disapprove)

		Response	N	%
Demographic: Case ID Category: All Groups	1) Wholeheartedly approve		34	35%
	2) Approve		29	30%
	3) Neutral about this		26	27%
	4) Disapprove		5	5%
	5) Wholeheartedly disapprove		2	2%





		Response	N	%
Demographic: Tenure as Member Category: 1 year (Or this is your first year)	1) Wholeheartedly approve		5	35%
	2) Approve		4	28%
	3) Neutral about this		5	35%
	4) Disapprove		0	0%
	5) Wholeheartedly disapprove		0	0%



		Response	N	%
Demographic: Tenure as Member Category: 2 to 3 years	1) Wholeheartedly approve		10	35%
	2) Approve		7	25%
	3) Neutral about this		8	28%
	4) Disapprove		2	7%
	5) Wholeheartedly disapprove		1	3%





		Response	N	%
Demographic: Tenure as Member Category: 3 to 5 years	1) Wholeheartedly approve		9	34%
	2) Approve		10	38%
	3) Neutral about this		5	19%
	4) Disapprove		1	3%
	5) Wholeheartedly disapprove		1	3%





		Response	N	%
Demographic: Tenure as Member Category: 5 to 8 years	1) Wholeheartedly approve		9	37%
	2) Approve		6	25%
	3) Neutral about this		7	29%
	4) Disapprove		2	8%
	5) Wholeheartedly disapprove		0	0%




Q57. How satisfied are you with MPPAW's website? (Satisfaction)

		Response	N	%
Demographic: Case ID Category: All Groups	1) Totally satisfied		16	18%
	2) Satisfied		52	59%
	3) Neither Satisfied nor Dissatisfied		16	18%
	4) Dissatisfied		3	3%
	5) Totally Dissatisfied		0	0%

		Response	N	%
Demographic: Tenure as Member Category: 1 year (Or this is your first year)	1) Totally satisfied		0	0%
	2) Satisfied		11	84%
	3) Neither Satisfied nor Dissatisfied		2	15%
	4) Dissatisfied		0	0%
	5) Totally Dissatisfied		0	0%

		Response	N	%
Demographic: Tenure as Member Category: 2 to 3 years	1) Totally satisfied		3	12%
	2) Satisfied		14	58%
	3) Neither Satisfied nor Dissatisfied		5	20%
	4) Dissatisfied		2	8%
	5) Totally Dissatisfied		0	0%

		Response	N	%
Demographic: Tenure as Member Category: 3 to 5 years	1) Totally satisfied		3	13%
	2) Satisfied		13	56%
	3) Neither Satisfied nor Dissatisfied		6	26%
	4) Dissatisfied		1	4%
	5) Totally Dissatisfied		0	0%

		Response	N	%
Demographic: Tenure as Member Category: 5 to 8 years	1) Totally satisfied		10	41%
	2) Satisfied		11	45%
	3) Neither Satisfied nor Dissatisfied		3	12%
	4) Dissatisfied		0	0%
	5) Totally Dissatisfied		0	0%

Q59. Would you be interested in a members-only section on the website? (No - yes (data))

	Response	N	%
Demographic: Case ID Category: All Groups	1) No	49	64%
	2) Yes	27	35%
Demographic: Tenure as Member Category: 1 year (Or this is your first year)	1) No	6	46%
	2) Yes	7	53%
Demographic: Tenure as Member Category: 2 to 3 years	1) No	13	65%
	2) Yes	7	35%
Demographic: Tenure as Member Category: 3 to 5 years	1) No	17	77%
	2) Yes	5	22%
Demographic: Tenure as Member Category: 5 to 8 years	1) No	11	61%
	2) Yes	7	38%

Q61. What is your opinion of MPPAW's membership fees: (High/Low)

	Response	N	%
Demographic: Case ID Category: All Groups	1) Too high	3	3%
	2) About right	90	96%
	3) Too low	0	0%
Demographic: Tenure as Member Category: 1 year (Or this is your first year)	1) Too high	1	7%
	2) About right	12	92%
	3) Too low	0	0%
Demographic: Tenure as Member Category: 2 to 3 years	1) Too high	1	3%
	2) About right	26	96%
	3) Too low	0	0%
Demographic: Tenure as Member Category: 3 to 5 years	1) Too high	0	0%
	2) About right	26	100%
	3) Too low	0	0%

Sir Veigh Standard Reports
Item Analysis Report
2006 MPPAW Member Survey

April 18, 2006
Page 38

		Response	N	%
Demographic: Tenure as Member	1) Too high		0	0%
Category: 5 to 8 years	2) About right		23	100%
	3) Too low		0	0%