

Q9. Absenteeism/Turnover (Interest)

		Response	N	%
Demographic: Case ID Category: All Groups	1) Extremely interested		14	14%
	2) Quite Interested		34	34%
	3) Fairly interested		23	23%
	4) Only vaguely interested		20	20%
	5) Not at all interested		9	9%

		Response	N	%
Demographic: Memeber Status Category: No	1) Extremely interested		3	30%
	2) Quite Interested		3	30%
	3) Fairly interested		1	10%
	4) Only vaguely interested		2	20%
	5) Not at all interested		1	10%

		Response	N	%
Demographic: Memeber Status Category: Yes	1) Extremely interested		10	12%
	2) Quite Interested		29	34%
	3) Fairly interested		21	25%
	4) Only vaguely interested		16	19%
	5) Not at all interested		7	8%

Q10. Coaching (Interest)

		Response	N	%
Demographic: Case ID Category: All Groups	1) Extremely interested		25	24%
	2) Quite Interested		29	28%
	3) Fairly interested		24	23%
	4) Only vaguely interested		18	17%
	5) Not at all interested		6	5%

		Response	N	%
Demographic: Memeber Status Category: No	1) Extremely interested		3	27%
	2) Quite Interested		2	18%
	3) Fairly interested		1	9%
	4) Only vaguely interested		3	27%
	5) Not at all interested		2	18%

	Response	N	%
Demographic: Memeber Status Category: Yes	1) Extremely interested	20	23%
	2) Quite Interested	26	30%
	3) Fairly interested	22	26%
	4) Only vaguely interested	12	14%
	5) Not at all interested	4	4%

Q11. Consulting Practices Issues (Interest)

	Response	N	%
Demographic: Case ID Category: All Groups	1) Extremely interested	41	40%
	2) Quite Interested	27	26%
	3) Fairly interested	20	19%
	4) Only vaguely interested	10	9%
	5) Not at all interested	3	2%

	Response	N	%
Demographic: Memeber Status Category: No	1) Extremely interested	3	27%
	2) Quite Interested	3	27%
	3) Fairly interested	1	9%
	4) Only vaguely interested	2	18%
	5) Not at all interested	2	18%

	Response	N	%
Demographic: Memeber Status Category: Yes	1) Extremely interested	35	42%
	2) Quite Interested	22	26%
	3) Fairly interested	18	21%
	4) Only vaguely interested	8	9%
	5) Not at all interested	0	0%

Q12. Employee Satisfaction, Job Attitudes (Interest)

	Response	N	%
Demographic: Case ID Category: All Groups	1) Extremely interested	27	26%
	2) Quite Interested	27	26%
	3) Fairly interested	34	33%
	4) Only vaguely interested	10	9%
	5) Not at all interested	4	3%

Sir Veigh Standard Reports
Item Analysis Report
 2006 MPPAW Member Survey

April 18, 2006
 Page 3

	Response	N	%
Demographic: Memeber Status Category: No	1) Extremely interested	3	27%
	2) Quite Interested	3	27%
	3) Fairly interested	4	36%
	4) Only vaguely interested	0	0%
	5) Not at all interested	1	9%

	Response	N	%
Demographic: Memeber Status Category: Yes	1) Extremely interested	22	26%
	2) Quite Interested	23	27%
	3) Fairly interested	28	33%
	4) Only vaguely interested	8	9%
	5) Not at all interested	3	3%

Q13. Ethics (Interest)

	Response	N	%
Demographic: Case ID Category: All Groups	1) Extremely interested	22	22%
	2) Quite Interested	27	27%
	3) Fairly interested	25	25%
	4) Only vaguely interested	21	21%
	5) Not at all interested	5	5%

	Response	N	%
Demographic: Memeber Status Category: No	1) Extremely interested	3	27%
	2) Quite Interested	3	27%
	3) Fairly interested	2	18%
	4) Only vaguely interested	3	27%
	5) Not at all interested	0	0%

	Response	N	%
Demographic: Memeber Status Category: Yes	1) Extremely interested	18	21%
	2) Quite Interested	22	26%
	3) Fairly interested	21	25%
	4) Only vaguely interested	16	19%
	5) Not at all interested	5	6%

Q14. Global Processes, Practices (Interest)

		Response	N	%
Demographic: Case ID Category: All Groups	1) Extremely interested		22	21%
	2) Quite Interested		27	26%
	3) Fairly interested		25	24%
	4) Only vaguely interested		24	23%
	5) Not at all interested		4	3%

		Response	N	%
Demographic: Memeber Status Category: No	1) Extremely interested		1	9%
	2) Quite Interested		4	36%
	3) Fairly interested		2	18%
	4) Only vaguely interested		2	18%
	5) Not at all interested		2	18%

		Response	N	%
Demographic: Memeber Status Category: Yes	1) Extremely interested		18	21%
	2) Quite Interested		22	26%
	3) Fairly interested		22	26%
	4) Only vaguely interested		20	23%
	5) Not at all interested		2	2%

Q15. Interdisciplinary, e.g., from economist or sociologist perspective (Interest)

		Response	N	%
Demographic: Case ID Category: All Groups	1) Extremely interested		18	17%
	2) Quite Interested		23	22%
	3) Fairly interested		31	30%
	4) Only vaguely interested		22	21%
	5) Not at all interested		8	7%

		Response	N	%
Demographic: Memeber Status Category: No	1) Extremely interested		3	27%
	2) Quite Interested		2	18%
	3) Fairly interested		2	18%
	4) Only vaguely interested		3	27%
	5) Not at all interested		1	9%

	Response	N	%
Demographic: Memeber Status Category: Yes	1) Extremely interested	14	16%
	2) Quite Interested	20	23%
	3) Fairly interested	25	29%
	4) Only vaguely interested	18	21%
	5) Not at all interested	7	8%

Q16. Leadership/Leadership Development (Interest)

	Response	N	%
Demographic: Case ID Category: All Groups	1) Extremely interested	32	31%
	2) Quite Interested	39	38%
	3) Fairly interested	17	16%
	4) Only vaguely interested	12	11%
	5) Not at all interested	2	1%

	Response	N	%
Demographic: Memeber Status Category: No	1) Extremely interested	2	18%
	2) Quite Interested	4	36%
	3) Fairly interested	3	27%
	4) Only vaguely interested	2	18%
	5) Not at all interested	0	0%

	Response	N	%
Demographic: Memeber Status Category: Yes	1) Extremely interested	27	32%
	2) Quite Interested	33	39%
	3) Fairly interested	13	15%
	4) Only vaguely interested	10	11%
	5) Not at all interested	1	1%

Q17. Legal Issues (Interest)

	Response	N	%
Demographic: Case ID Category: All Groups	1) Extremely interested	15	14%
	2) Quite Interested	36	35%
	3) Fairly interested	21	20%
	4) Only vaguely interested	18	17%
	5) Not at all interested	12	11%

	Response	N	%
Demographic: Memeber Status Category: No	1) Extremely interested	1	9%
	2) Quite Interested	3	27%
	3) Fairly interested	0	0%
	4) Only vaguely interested	4	36%
	5) Not at all interested	3	27%

	Response	N	%
Demographic: Memeber Status Category: Yes	1) Extremely interested	13	15%
	2) Quite Interested	30	35%
	3) Fairly interested	20	23%
	4) Only vaguely interested	13	15%
	5) Not at all interested	8	9%

Q18. Organizational Climate, Development and Change (Interest)

	Response	N	%
Demographic: Case ID Category: All Groups	1) Extremely interested	39	38%
	2) Quite Interested	40	39%
	3) Fairly interested	14	13%
	4) Only vaguely interested	8	7%
	5) Not at all interested	1	0%

	Response	N	%
Demographic: Memeber Status Category: No	1) Extremely interested	7	63%
	2) Quite Interested	3	27%
	3) Fairly interested	1	9%
	4) Only vaguely interested	0	0%
	5) Not at all interested	0	0%

	Response	N	%
Demographic: Memeber Status Category: Yes	1) Extremely interested	29	34%
	2) Quite Interested	35	41%
	3) Fairly interested	12	14%
	4) Only vaguely interested	7	8%
	5) Not at all interested	1	1%

Q19. Performance Management (Interest)

		Response	N	%
Demographic: Case ID Category: All Groups	1) Extremely interested		29	29%
	2) Quite Interested		39	39%
	3) Fairly interested		18	18%
	4) Only vaguely interested		13	13%
	5) Not at all interested		1	1%

		Response	N	%
Demographic: Memeber Status Category: No	1) Extremely interested		4	36%
	2) Quite Interested		3	27%
	3) Fairly interested		3	27%
	4) Only vaguely interested		1	9%
	5) Not at all interested		0	0%

		Response	N	%
Demographic: Memeber Status Category: Yes	1) Extremely interested		24	29%
	2) Quite Interested		33	40%
	3) Fairly interested		15	18%
	4) Only vaguely interested		9	10%
	5) Not at all interested		1	1%

Q20. Personality (Interest)

		Response	N	%
Demographic: Case ID Category: All Groups	1) Extremely interested		30	29%
	2) Quite Interested		30	29%
	3) Fairly interested		24	23%
	4) Only vaguely interested		14	13%
	5) Not at all interested		4	3%

		Response	N	%
Demographic: Memeber Status Category: No	1) Extremely interested		2	18%
	2) Quite Interested		2	18%
	3) Fairly interested		4	36%
	4) Only vaguely interested		3	27%
	5) Not at all interested		0	0%

	Response	N	%
Demographic: Memeber Status Category: Yes	1) Extremely interested	27	32%
	2) Quite Interested	26	30%
	3) Fairly interested	18	21%
	4) Only vaguely interested	9	10%
	5) Not at all interested	4	4%

Q21. Research Methodology, including statistical techniques (Interest)

	Response	N	%
Demographic: Case ID Category: All Groups	1) Extremely interested	12	11%
	2) Quite Interested	24	23%
	3) Fairly interested	28	27%
	4) Only vaguely interested	28	27%
	5) Not at all interested	10	9%

	Response	N	%
Demographic: Memeber Status Category: No	1) Extremely interested	1	9%
	2) Quite Interested	3	27%
	3) Fairly interested	1	9%
	4) Only vaguely interested	6	54%
	5) Not at all interested	0	0%

	Response	N	%
Demographic: Memeber Status Category: Yes	1) Extremely interested	11	13%
	2) Quite Interested	19	22%
	3) Fairly interested	25	29%
	4) Only vaguely interested	20	23%
	5) Not at all interested	9	10%

Q22. Selection/Testing Tools and Approaches (Interest)

	Response	N	%
Demographic: Case ID Category: All Groups	1) Extremely interested	29	28%
	2) Quite Interested	33	32%
	3) Fairly interested	19	18%
	4) Only vaguely interested	15	14%
	5) Not at all interested	6	5%

Sir Veigh Standard Reports
Item Analysis Report
 2006 MPPAW Member Survey

April 18, 2006
 Page 9

	Response	N	%
Demographic: Memeber Status Category: No	1) Extremely interested	2	18%
	2) Quite Interested	2	18%
	3) Fairly interested	4	36%
	4) Only vaguely interested	3	27%
	5) Not at all interested	0	0%

	Response	N	%
Demographic: Memeber Status Category: Yes	1) Extremely interested	25	29%
	2) Quite Interested	30	35%
	3) Fairly interested	14	16%
	4) Only vaguely interested	10	11%
	5) Not at all interested	5	5%

Q23. Training (Interest)

	Response	N	%
Demographic: Case ID Category: All Groups	1) Extremely interested	22	21%
	2) Quite Interested	29	28%
	3) Fairly interested	35	34%
	4) Only vaguely interested	9	8%
	5) Not at all interested	7	6%

	Response	N	%
Demographic: Memeber Status Category: No	1) Extremely interested	2	18%
	2) Quite Interested	2	18%
	3) Fairly interested	4	36%
	4) Only vaguely interested	2	18%
	5) Not at all interested	1	9%

	Response	N	%
Demographic: Memeber Status Category: Yes	1) Extremely interested	19	22%
	2) Quite Interested	25	29%
	3) Fairly interested	28	33%
	4) Only vaguely interested	6	7%
	5) Not at all interested	6	7%

Q24. Validation (Interest)

	Response	N	%
Demographic: Case ID Category: All Groups	1) Extremely interested	8	7%
	2) Quite Interested	26	25%
	3) Fairly interested	32	31%
	4) Only vaguely interested	27	26%
	5) Not at all interested	8	7%

	Response	N	%
Demographic: Memeber Status Category: No	1) Extremely interested	0	0%
	2) Quite Interested	2	18%
	3) Fairly interested	3	27%
	4) Only vaguely interested	5	45%
	5) Not at all interested	1	9%

	Response	N	%
Demographic: Memeber Status Category: Yes	1) Extremely interested	8	9%
	2) Quite Interested	22	26%
	3) Fairly interested	27	32%
	4) Only vaguely interested	20	24%
	5) Not at all interested	6	7%

Q25. Work and Family (Interest)

	Response	N	%
Demographic: Case ID Category: All Groups	1) Extremely interested	14	13%
	2) Quite Interested	26	25%
	3) Fairly interested	31	30%
	4) Only vaguely interested	24	23%
	5) Not at all interested	7	6%

	Response	N	%
Demographic: Memeber Status Category: No	1) Extremely interested	0	0%
	2) Quite Interested	4	36%
	3) Fairly interested	3	27%
	4) Only vaguely interested	4	36%
	5) Not at all interested	0	0%

	Response	N	%
Demographic: Memeber Status Category: Yes	1) Extremely interested	14	16%
	2) Quite Interested	19	22%
	3) Fairly interested	27	32%
	4) Only vaguely interested	17	20%
	5) Not at all interested	7	8%

Q26. Other broad subject areas: (Interest)

	Response	N	%
Demographic: Case ID Category: All Groups	1) Extremely interested	11	61%
	2) Quite Interested	5	27%
	3) Fairly interested	1	5%
	4) Only vaguely interested	1	5%
	5) Not at all interested	0	0%

	Response	N	%
Demographic: Memeber Status Category: No	1) Extremely interested	2	100%
	2) Quite Interested	0	0%
	3) Fairly interested	0	0%
	4) Only vaguely interested	0	0%
	5) Not at all interested	0	0%

	Response	N	%
Demographic: Memeber Status Category: Yes	1) Extremely interested	9	56%
	2) Quite Interested	5	31%
	3) Fairly interested	1	6%
	4) Only vaguely interested	1	6%
	5) Not at all interested	0	0%

Q29. MPPAW's current format is in-person lecture-style presentations, preceded by a social hour with food and beverage. How satisfied are you with this format? (Satisfaction)

	Response	N	%
Demographic: Case ID Category: All Groups	1) Totally satisfied	32	31%
	2) Satisfied	60	59%
	3) Neither Satisfied nor Dissatisfied	6	5%
	4) Dissatisfied	2	1%
	5) Totally Dissatisfied	1	0%

Sir Veigh Standard Reports
Item Analysis Report
 2006 MPPAW Member Survey

April 18, 2006
 Page 12

		Response	N	%
Demographic: Memeber Status Category: No	1) Totally satisfied		3	27%
	2) Satisfied		7	63%
	3) Neither Satisfied nor Dissatisfied		0	0%
	4) Dissatisfied		0	0%
	5) Totally Dissatisfied		1	9%

		Response	N	%
Demographic: Memeber Status Category: Yes	1) Totally satisfied		28	33%
	2) Satisfied		49	58%
	3) Neither Satisfied nor Dissatisfied		5	5%
	4) Dissatisfied		2	2%
	5) Totally Dissatisfied		0	0%




Q31. Workshop format, i.e., more interactive, ala SIOP workshops (Format)




		Response	N	%
Demographic: Case ID Category: All Groups	1) Do not like this format for MPPAW		24	25%
	2) Like this format for MPPAW		47	50%
	3) Very much like this format for MPPAW		22	23%




		Response	N	%
Demographic: Memeber Status Category: No	1) Do not like this format for MPPAW		1	10%
	2) Like this format for MPPAW		8	80%
	3) Very much like this format for MPPAW		1	10%

		Response	N	%
Demographic: Memeber Status Category: Yes	1) Do not like this format for MPPAW		22	28%
	2) Like this format for MPPAW		37	47%
	3) Very much like this format for MPPAW		19	24%




Q32. Round table or panel presentation (Format)


		Response	N	%
Demographic: Case ID Category: All Groups	1) Do not like this format for MPPAW		14	14%
	2) Like this format for MPPAW		58	59%
	3) Very much like this format for MPPAW		26	26%

		Response	N	%
Demographic: Memeber Status Category: No	1) Do not like this format for MPPAW		2	20%
	2) Like this format for MPPAW		4	40%
	3) Very much like this format for MPPAW		4	40%

		Response	N	%
Demographic: Memeber Status Category: Yes	1) Do not like this format for MPPAW		12	14%
	2) Like this format for MPPAW		49	59%
	3) Very much like this format for MPPAW		21	25%

Q33. Other formats: (Format)

		Response	N	%
Demographic: Case ID Category: All Groups	1) Do not like this format for MPPAW		2	22%
	2) Like this format for MPPAW		3	33%
	3) Very much like this format for MPPAW		4	44%

		Response	N	%
Demographic: Memeber Status Category: No	1) Do not like this format for MPPAW		1	100%
	2) Like this format for MPPAW		0	0%
	3) Very much like this format for MPPAW		0	0%

	Response	N	%
Demographic: Memeber Status Category: Yes	1) Do not like this format for MPPAW	1	14%
	2) Like this format for MPPAW	2	28%
	3) Very much like this format for MPPAW	4	57%

**Q36. Conferences, i.e., with multiple presentations
 (No - not sure - yes)**

	Response	N	%
Demographic: Case ID Category: All Groups	1) No	24	24%
	2) Not sure	31	31%
	3) Yes	45	45%

	Response	N	%
Demographic: Memeber Status Category: No	1) No	1	9%
	2) Not sure	5	45%
	3) Yes	5	45%

	Response	N	%
Demographic: Memeber Status Category: Yes	1) No	23	27%
	2) Not sure	25	29%
	3) Yes	37	43%

Q37. Newsletter (No - not sure - yes)

	Response	N	%
Demographic: Case ID Category: All Groups	1) No	5	5%
	2) Not sure	11	11%
	3) Yes	84	84%

	Response	N	%
Demographic: Memeber Status Category: No	1) No	1	9%
	2) Not sure	3	27%
	3) Yes	7	63%

	Response	N	%
Demographic: Memeber Status Category: Yes	1) No	4	4%
	2) Not sure	7	8%
	3) Yes	74	87%

Q38. Journal of some kind, where members' articles are published (No - not sure - yes)

		Response	N	%
Demographic: Case ID Category: All Groups	1) No		48	48%
	2) Not sure		22	22%
	3) Yes		29	29%

		Response	N	%
Demographic: Memeber Status Category: No	1) No		5	45%
	2) Not sure		3	27%
	3) Yes		3	27%

		Response	N	%
Demographic: Memeber Status Category: Yes	1) No		41	48%
	2) Not sure		18	21%
	3) Yes		25	29%

Q39. Social events, e.g., party (No - not sure - yes)

		Response	N	%
Demographic: Case ID Category: All Groups	1) No		22	22%
	2) Not sure		33	33%
	3) Yes		44	44%

		Response	N	%
Demographic: Memeber Status Category: No	1) No		4	36%
	2) Not sure		4	36%
	3) Yes		3	27%

		Response	N	%
Demographic: Memeber Status Category: Yes	1) No		18	21%
	2) Not sure		27	32%
	3) Yes		39	46%

Q40. Formally announced post-meeting get-togethers, e.g., at a bar nearby (No - not sure - yes)

		Response	N	%
Demographic: Case ID Category: All Groups	1) No		21	21%
	2) Not sure		24	24%
	3) Yes		54	54%

		Response	N	%
Demographic: Memeber Status Category: No	1) No		4	36%
	2) Not sure		4	36%
	3) Yes		3	27%

		Response	N	%
Demographic: Memeber Status Category: Yes	1) No		17	20%
	2) Not sure		19	22%
	3) Yes		48	57%

Q41. Social services, e.g., organizing volunteers for non-profit work (No - not sure - yes)

		Response	N	%
Demographic: Case ID Category: All Groups	1) No		29	29%
	2) Not sure		30	30%
	3) Yes		40	40%

		Response	N	%
Demographic: Memeber Status Category: No	1) No		4	36%
	2) Not sure		3	27%
	3) Yes		4	36%

		Response	N	%
Demographic: Memeber Status Category: Yes	1) No		24	28%
	2) Not sure		24	28%
	3) Yes		36	42%

Q42. Clearing house or databank of things members and/or others are doing or have done, e.g., reports, descriptions of projects or research, articles. (No - not sure - yes)

		Response	N	%
Demographic: Case ID Category: All Groups	1) No		15	15%
	2) Not sure		23	23%
	3) Yes		61	61%

		Response	N	%
Demographic: Memeber Status Category: No	1) No		1	10%
	2) Not sure		3	30%
	3) Yes		6	60%

		Response	N	%
Demographic: Memeber Status Category: Yes	1) No		14	16%
	2) Not sure		20	23%
	3) Yes		51	60%

Q43. Clearing house or databank of members cross-referenced with their subjects of interest/expertise (No - not sure - yes)

		Response	N	%
Demographic: Case ID Category: All Groups	1) No		15	15%
	2) Not sure		20	20%
	3) Yes		64	64%

		Response	N	%
Demographic: Memeber Status Category: No	1) No		1	10%
	2) Not sure		2	20%
	3) Yes		7	70%

		Response	N	%
Demographic: Memeber Status Category: Yes	1) No		14	16%
	2) Not sure		17	20%
	3) Yes		54	63%

Q44. Job announcements/postings (No - not sure - yes)

		Response	N	%
Demographic: Case ID Category: All Groups	1) No		3	3%
	2) Not sure		2	2%
	3) Yes		94	94%

		Response	N	%
Demographic: Memeber Status Category: No	1) No		0	0%
	2) Not sure		0	0%
	3) Yes		11	100%

		Response	N	%
Demographic: Memeber Status Category: Yes	1) No		3	3%
	2) Not sure		1	1%
	3) Yes		80	95%

Q45. Other announcements or advertising/want ads, e.g., services for hire, products to buy, office space to rent (No - not sure - yes)

		Response	N	%
Demographic: Case ID Category: All Groups	1) No		33	33%
	2) Not sure		24	24%
	3) Yes		42	42%

		Response	N	%
Demographic: Memeber Status Category: No	1) No		3	27%
	2) Not sure		6	54%
	3) Yes		2	18%

		Response	N	%
Demographic: Memeber Status Category: Yes	1) No		29	34%
	2) Not sure		17	20%
	3) Yes		38	45%

Q46. Electronic version of speaker handouts on MPPAW website (No - not sure - yes)

		Response	N	%
Demographic: Case ID Category: All Groups	1) No		3	3%
	2) Not sure		4	4%
	3) Yes		93	93%

		Response	N	%
Demographic: Memeber Status Category: No	1) No		1	9%
	2) Not sure		0	0%
	3) Yes		10	90%

		Response	N	%
Demographic: Memeber Status Category: Yes	1) No		2	2%
	2) Not sure		4	4%
	3) Yes		79	92%

Q47. Membership directory, electronic version (No - not sure - yes)

		Response	N	%
Demographic: Case ID Category: All Groups	1) No		5	5%
	2) Not sure		1	1%
	3) Yes		94	94%

		Response	N	%
Demographic: Memeber Status Category: No	1) No		1	9%
	2) Not sure		0	0%
	3) Yes		10	90%

		Response	N	%
Demographic: Memeber Status Category: Yes	1) No		4	4%
	2) Not sure		1	1%
	3) Yes		80	94%

Q48. Membership directory, hard copy version (No - not sure - yes)

		Response	N	%
Demographic: Case ID Category: All Groups	1) No		28	28%
	2) Not sure		27	27%
	3) Yes		42	43%

		Response	N	%
Demographic: Memeber Status Category: No	1) No		3	27%
	2) Not sure		3	27%
	3) Yes		5	45%

		Response	N	%
Demographic: Memeber Status Category: Yes	1) No		24	29%
	2) Not sure		23	28%
	3) Yes		35	42%

Q49. Make connections with other professional organizations, e.g., through websites, newsletters, or shared presentations (No - not sure - yes)

		Response	N	%
Demographic: Case ID Category: All Groups	1) No		4	4%
	2) Not sure		27	27%
	3) Yes		69	69%

Sir Veigh Standard Reports
Item Analysis Report
 2006 MPPAW Member Survey

April 18, 2006
 Page 20

		Response	N	%
Demographic: Memeber Status Category: No	1) No		0	0%
	2) Not sure		2	18%
	3) Yes		9	81%

		Response	N	%
Demographic: Memeber Status Category: Yes	1) No		4	4%
	2) Not sure		24	28%
	3) Yes		57	67%

Q50. Other activities or events: (No - not sure - yes)

		Response	N	%
Demographic: Case ID Category: All Groups	1) No		2	28%
	2) Not sure		3	42%
	3) Yes		2	28%






		Response	N	%
Demographic: Memeber Status Category: No	1) No		0	--
	2) Not sure		0	--
	3) Yes		0	--

		Response	N	%
Demographic: Memeber Status Category: Yes	1) No		2	28%
	2) Not sure		3	42%
	3) Yes		2	28%






Q52. How satisfied are you with MPPAW's current location/venue for presentations (McNamara Alumni Center on the East Bank campus of the University of Minnesota)? (Satisfaction)




		Response	N	%
Demographic: Case ID Category: All Groups	1) Totally satisfied		32	34%
	2) Satisfied		38	40%
	3) Neither Satisfied nor Dissatisfied		13	13%
	4) Dissatisfied		9	9%
	5) Totally Dissatisfied		2	2%






		Response	N	%
Demographic: Memeber Status Category: No	1) Totally satisfied		0	0%
	2) Satisfied		3	27%
	3) Neither Satisfied nor Dissatisfied		6	54%
	4) Dissatisfied		2	18%
	5) Totally Dissatisfied		0	0%

		Response	N	%
Demographic: Memeber Status Category: Yes	1) Totally satisfied		31	39%
	2) Satisfied		34	43%
	3) Neither Satisfied nor Dissatisfied		5	6%
	4) Dissatisfied		7	8%
	5) Totally Dissatisfied		2	2%






Q54. How satisfied are you with the food that's offered at MPPAW meetings? (Satisfaction)

		Response	N	%
Demographic: Case ID Category: All Groups	1) Totally satisfied		21	21%
	2) Satisfied		47	48%
	3) Neither Satisfied nor Dissatisfied		25	26%
	4) Dissatisfied		2	2%
	5) Totally Dissatisfied		1	1%

		Response	N	%
Demographic: Memeber Status Category: No	1) Totally satisfied		0	0%
	2) Satisfied		5	50%
	3) Neither Satisfied nor Dissatisfied		4	40%
	4) Dissatisfied		1	10%
	5) Totally Dissatisfied		0	0%

		Response	N	%
Demographic: Memeber Status Category: Yes	1) Totally satisfied		20	24%
	2) Satisfied		41	50%
	3) Neither Satisfied nor Dissatisfied		19	23%
	4) Dissatisfied		1	1%
	5) Totally Dissatisfied		1	1%

Q56. We plan on having wine and beer for purchase during the social hour. What's your reaction to this? (Approve/disapprove)

		Response	N	%
Demographic: Case ID Category: All Groups	1) Wholeheartedly approve		34	35%
	2) Approve		29	30%
	3) Neutral about this		26	27%
	4) Disapprove		5	5%
	5) Wholeheartedly disapprove		2	2%

Sir Veigh Standard Reports
Item Analysis Report
 2006 MPPAW Member Survey

April 18, 2006
 Page 22

		Response	N	%
Demographic: Memeber Status Category: No	1) Wholeheartedly approve		3	27%
	2) Approve		5	45%
	3) Neutral about this		3	27%
	4) Disapprove		0	0%
	5) Wholeheartedly disapprove		0	0%

		Response	N	%
Demographic: Memeber Status Category: Yes	1) Wholeheartedly approve		30	37%
	2) Approve		23	28%
	3) Neutral about this		21	25%
	4) Disapprove		5	6%
	5) Wholeheartedly disapprove		2	2%

Q57. How satisfied are you with MPPAW's website? (Satisfaction)

		Response	N	%
Demographic: Case ID Category: All Groups	1) Totally satisfied		16	18%
	2) Satisfied		52	59%
	3) Neither Satisfied nor Dissatisfied		16	18%
	4) Dissatisfied		3	3%
	5) Totally Dissatisfied		0	0%

		Response	N	%
Demographic: Memeber Status Category: No	1) Totally satisfied		0	0%
	2) Satisfied		5	71%
	3) Neither Satisfied nor Dissatisfied		2	28%
	4) Dissatisfied		0	0%
	5) Totally Dissatisfied		0	0%

		Response	N	%
Demographic: Memeber Status Category: Yes	1) Totally satisfied		16	21%
	2) Satisfied		45	59%
	3) Neither Satisfied nor Dissatisfied		12	15%
	4) Dissatisfied		3	3%
	5) Totally Dissatisfied		0	0%

Q59. Would you be interested in a members-only section on the website? (No - yes (data))

	Response	N	%
Demographic: Case ID Category: All Groups	1) No	49	64%
	2) Yes	27	35%

	Response	N	%
Demographic: Memeber Status Category: No	1) No	6	85%
	2) Yes	1	14%

	Response	N	%
Demographic: Memeber Status Category: Yes	1) No	41	62%
	2) Yes	25	37%

Q61. What is your opinion of MPPAW's membership fees: (High/Low)

	Response	N	%
Demographic: Case ID Category: All Groups	1) Too high	3	3%
	2) About right	90	96%
	3) Too low	0	0%

	Response	N	%
Demographic: Memeber Status Category: No	1) Too high	1	10%
	2) About right	9	90%
	3) Too low	0	0%

	Response	N	%
Demographic: Memeber Status Category: Yes	1) Too high	2	2%
	2) About right	77	97%
	3) Too low	0	0%