

Q9. Absenteeism/Turnover (Interest)

	Response	N	%
Demographic: Tenure Category: Less than a year	1) Extremely interested	1	14%
	2) Quite Interested	3	42%
	3) Fairly interested	1	14%
	4) Only vaguely interested	1	14%
	5) Not at all interested	1	14%

	Response	N	%
Demographic: Tenure Category: 1 to 3 years	1) Extremely interested	2	11%
	2) Quite Interested	10	55%
	3) Fairly interested	3	16%
	4) Only vaguely interested	3	16%
	5) Not at all interested	0	0%

	Response	N	%
Demographic: Tenure Category: 3 to 6 years	1) Extremely interested	3	15%
	2) Quite Interested	7	35%
	3) Fairly interested	5	25%
	4) Only vaguely interested	4	20%
	5) Not at all interested	1	5%

	Response	N	%
Demographic: Tenure Category: 6 to 10 years	1) Extremely interested	1	7%
	2) Quite Interested	5	38%
	3) Fairly interested	5	38%
	4) Only vaguely interested	2	15%
	5) Not at all interested	0	0%

	Response	N	%
Demographic: Tenure Category: Over 10 years	1) Extremely interested	5	13%
	2) Quite Interested	7	18%
	3) Fairly interested	9	24%
	4) Only vaguely interested	10	27%
	5) Not at all interested	6	16%

	Response	N	%
Demographic: Case ID Category: All Groups	1) Extremely interested	14	14%
	2) Quite Interested	34	34%
	3) Fairly interested	23	23%
	4) Only vaguely interested	20	20%
	5) Not at all interested	9	9%

Q10. Coaching (Interest)

	Response	N	%
Demographic: Tenure Category: Less than a year	1) Extremely interested	3	42%
	2) Quite Interested	2	28%
	3) Fairly interested	2	28%
	4) Only vaguely interested	0	0%
	5) Not at all interested	0	0%

	Response	N	%
Demographic: Tenure Category: 1 to 3 years	1) Extremely interested	2	10%
	2) Quite Interested	4	21%
	3) Fairly interested	8	42%
	4) Only vaguely interested	5	26%
	5) Not at all interested	0	0%

	Response	N	%
Demographic: Tenure Category: 3 to 6 years	1) Extremely interested	5	25%
	2) Quite Interested	9	45%
	3) Fairly interested	3	15%
	4) Only vaguely interested	1	5%
	5) Not at all interested	2	10%

	Response	N	%
Demographic: Tenure Category: 6 to 10 years	1) Extremely interested	3	23%
	2) Quite Interested	3	23%
	3) Fairly interested	1	7%
	4) Only vaguely interested	5	38%
	5) Not at all interested	1	7%

	Response	N	%
Demographic: Tenure Category: Over 10 years	1) Extremely interested	10	26%
	2) Quite Interested	10	26%
	3) Fairly interested	10	26%
	4) Only vaguely interested	5	13%
	5) Not at all interested	3	7%

	Response	N	%
Demographic: Case ID Category: All Groups	1) Extremely interested	25	24%
	2) Quite Interested	29	28%
	3) Fairly interested	24	23%
	4) Only vaguely interested	18	17%
	5) Not at all interested	6	5%

Q11. Consulting Practices Issues (Interest)

		Response	N	%
Demographic: Tenure Category: Less than a year	1) Extremely interested		4	57%
	2) Quite Interested		1	14%
	3) Fairly interested		2	28%
	4) Only vaguely interested		0	0%
	5) Not at all interested		0	0%

		Response	N	%
Demographic: Tenure Category: 1 to 3 years	1) Extremely interested		13	68%
	2) Quite Interested		4	21%
	3) Fairly interested		2	10%
	4) Only vaguely interested		0	0%
	5) Not at all interested		0	0%

		Response	N	%
Demographic: Tenure Category: 3 to 6 years	1) Extremely interested		7	35%
	2) Quite Interested		5	25%
	3) Fairly interested		6	30%
	4) Only vaguely interested		2	10%
	5) Not at all interested		0	0%

		Response	N	%
Demographic: Tenure Category: 6 to 10 years	1) Extremely interested		5	38%
	2) Quite Interested		4	30%
	3) Fairly interested		1	7%
	4) Only vaguely interested		1	7%
	5) Not at all interested		2	15%

		Response	N	%
Demographic: Tenure Category: Over 10 years	1) Extremely interested		11	29%
	2) Quite Interested		11	29%
	3) Fairly interested		8	21%
	4) Only vaguely interested		6	16%
	5) Not at all interested		1	2%

		Response	N	%
Demographic: Case ID Category: All Groups	1) Extremely interested		41	40%
	2) Quite Interested		27	26%
	3) Fairly interested		20	19%
	4) Only vaguely interested		10	9%
	5) Not at all interested		3	2%

**Q12. Employee Satisfaction, Job Attitudes
 (Interest)**

	Response	N	%
Demographic: Tenure Category: Less than a year	1) Extremely interested	1	14%
	2) Quite Interested	3	42%
	3) Fairly interested	2	28%
	4) Only vaguely interested	1	14%
	5) Not at all interested	0	0%

	Response	N	%
Demographic: Tenure Category: 1 to 3 years	1) Extremely interested	4	21%
	2) Quite Interested	5	26%
	3) Fairly interested	7	36%
	4) Only vaguely interested	2	10%
	5) Not at all interested	1	5%

	Response	N	%
Demographic: Tenure Category: 3 to 6 years	1) Extremely interested	4	20%
	2) Quite Interested	5	25%
	3) Fairly interested	8	40%
	4) Only vaguely interested	1	5%
	5) Not at all interested	2	10%

	Response	N	%
Demographic: Tenure Category: 6 to 10 years	1) Extremely interested	4	30%
	2) Quite Interested	3	23%
	3) Fairly interested	5	38%
	4) Only vaguely interested	1	7%
	5) Not at all interested	0	0%

	Response	N	%
Demographic: Tenure Category: Over 10 years	1) Extremely interested	13	34%
	2) Quite Interested	10	26%
	3) Fairly interested	11	28%
	4) Only vaguely interested	3	7%
	5) Not at all interested	1	2%

Sir Veigh Standard Reports
Item Analysis Report
 2006 MPPAW Member Survey

April 18, 2006
 Page 5

	Response	N	%
Demographic: Case ID Category: All Groups	1) Extremely interested	27	26%
	2) Quite Interested	27	26%
	3) Fairly interested	34	33%
	4) Only vaguely interested	10	9%
	5) Not at all interested	4	3%

Q13. Ethics (Interest)

	Response	N	%
Demographic: Tenure Category: Less than a year	1) Extremely interested	0	0%
	2) Quite Interested	4	57%
	3) Fairly interested	2	28%
	4) Only vaguely interested	1	14%
	5) Not at all interested	0	0%

	Response	N	%
Demographic: Tenure Category: 1 to 3 years	1) Extremely interested	3	16%
	2) Quite Interested	2	11%
	3) Fairly interested	7	38%
	4) Only vaguely interested	6	33%
	5) Not at all interested	0	0%

	Response	N	%
Demographic: Tenure Category: 3 to 6 years	1) Extremely interested	4	20%
	2) Quite Interested	5	25%
	3) Fairly interested	5	25%
	4) Only vaguely interested	4	20%
	5) Not at all interested	2	10%

	Response	N	%
Demographic: Tenure Category: 6 to 10 years	1) Extremely interested	4	30%
	2) Quite Interested	3	23%
	3) Fairly interested	3	23%
	4) Only vaguely interested	3	23%
	5) Not at all interested	0	0%

	Response	N	%
Demographic: Tenure Category: Over 10 years	1) Extremely interested	10	27%
	2) Quite Interested	12	32%
	3) Fairly interested	7	18%
	4) Only vaguely interested	6	16%
	5) Not at all interested	2	5%

Sir Veigh Standard Reports
Item Analysis Report
 2006 MPPAW Member Survey

April 18, 2006
 Page 6

	Response	N	%
Demographic: Case ID Category: All Groups	1) Extremely interested	22	22%
	2) Quite Interested	27	27%
	3) Fairly interested	25	25%
	4) Only vaguely interested	21	21%
	5) Not at all interested	5	5%

Q14. Global Processes, Practices (Interest)






	Response	N	%
Demographic: Tenure Category: Less than a year	1) Extremely interested	1	14%
	2) Quite Interested	3	42%
	3) Fairly interested	2	28%
	4) Only vaguely interested	1	14%
	5) Not at all interested	0	0%

	Response	N	%
Demographic: Tenure Category: 1 to 3 years	1) Extremely interested	4	21%
	2) Quite Interested	3	15%
	3) Fairly interested	5	26%
	4) Only vaguely interested	6	31%
	5) Not at all interested	1	5%





	Response	N	%
Demographic: Tenure Category: 3 to 6 years	1) Extremely interested	2	10%
	2) Quite Interested	4	20%
	3) Fairly interested	7	35%
	4) Only vaguely interested	6	30%
	5) Not at all interested	1	5%






	Response	N	%
Demographic: Tenure Category: 6 to 10 years	1) Extremely interested	2	15%
	2) Quite Interested	4	30%
	3) Fairly interested	2	15%
	4) Only vaguely interested	4	30%
	5) Not at all interested	1	7%






	Response	N	%
Demographic: Tenure Category: Over 10 years	1) Extremely interested	10	26%
	2) Quite Interested	12	31%
	3) Fairly interested	8	21%
	4) Only vaguely interested	7	18%
	5) Not at all interested	1	2%






	Response	N	%	
Demographic: Case ID Category: All Groups	1) Extremely interested		22	21%
	2) Quite Interested		27	26%
	3) Fairly interested		25	24%
	4) Only vaguely interested		24	23%
	5) Not at all interested		4	3%






Q15. Interdisciplinary, e.g., from economist or sociologist perspective (Interest)






	Response	N	%	
Demographic: Tenure Category: Less than a year	1) Extremely interested		1	14%
	2) Quite Interested		1	14%
	3) Fairly interested		3	42%
	4) Only vaguely interested		2	28%
	5) Not at all interested		0	0%

	Response	N	%	
Demographic: Tenure Category: 1 to 3 years	1) Extremely interested		1	5%
	2) Quite Interested		1	5%
	3) Fairly interested		5	26%
	4) Only vaguely interested		8	42%
	5) Not at all interested		4	21%






	Response	N	%	
Demographic: Tenure Category: 3 to 6 years	1) Extremely interested		3	15%
	2) Quite Interested		6	30%
	3) Fairly interested		6	30%
	4) Only vaguely interested		3	15%
	5) Not at all interested		2	10%






	Response	N	%	
Demographic: Tenure Category: 6 to 10 years	1) Extremely interested		1	7%
	2) Quite Interested		3	23%
	3) Fairly interested		5	38%
	4) Only vaguely interested		3	23%
	5) Not at all interested		1	7%






	Response	N	%	
Demographic: Tenure Category: Over 10 years	1) Extremely interested		11	28%
	2) Quite Interested		12	31%
	3) Fairly interested		9	23%
	4) Only vaguely interested		5	13%
	5) Not at all interested		1	2%

	Response	N	%	
Demographic: Case ID Category: All Groups	1) Extremely interested		18	17%
	2) Quite Interested		23	22%
	3) Fairly interested		31	30%
	4) Only vaguely interested		22	21%
	5) Not at all interested		8	7%

Q16. Leadership/Leadership Development (Interest)

	Response	N	%	
Demographic: Tenure Category: Less than a year	1) Extremely interested		2	28%
	2) Quite Interested		3	42%
	3) Fairly interested		0	0%
	4) Only vaguely interested		2	28%
	5) Not at all interested		0	0%

	Response	N	%	
Demographic: Tenure Category: 1 to 3 years	1) Extremely interested		3	15%
	2) Quite Interested		8	42%
	3) Fairly interested		6	31%
	4) Only vaguely interested		2	10%
	5) Not at all interested		0	0%

	Response	N	%	
Demographic: Tenure Category: 3 to 6 years	1) Extremely interested		5	25%
	2) Quite Interested		9	45%
	3) Fairly interested		2	10%
	4) Only vaguely interested		3	15%
	5) Not at all interested		1	5%

Sir Veigh Standard Reports
Item Analysis Report
 2006 MPPAW Member Survey

April 18, 2006
 Page 9

	Response	N	%
Demographic: Tenure Category: 6 to 10 years	1) Extremely interested	6	46%
	2) Quite Interested	2	15%
	3) Fairly interested	2	15%
	4) Only vaguely interested	2	15%
	5) Not at all interested	1	7%

	Response	N	%
Demographic: Tenure Category: Over 10 years	1) Extremely interested	15	39%
	2) Quite Interested	14	36%
	3) Fairly interested	6	15%
	4) Only vaguely interested	3	7%
	5) Not at all interested	0	0%






	Response	N	%
Demographic: Case ID Category: All Groups	1) Extremely interested	32	31%
	2) Quite Interested	39	38%
	3) Fairly interested	17	16%
	4) Only vaguely interested	12	11%
	5) Not at all interested	2	1%






Q17. Legal Issues (Interest)






	Response	N	%
Demographic: Tenure Category: Less than a year	1) Extremely interested	0	0%
	2) Quite Interested	2	28%
	3) Fairly interested	3	42%
	4) Only vaguely interested	1	14%
	5) Not at all interested	1	14%

	Response	N	%
Demographic: Tenure Category: 1 to 3 years	1) Extremely interested	2	10%
	2) Quite Interested	6	31%
	3) Fairly interested	6	31%
	4) Only vaguely interested	5	26%
	5) Not at all interested	0	0%




	Response	N	%
Demographic: Tenure Category: 3 to 6 years	1) Extremely interested	4	20%
	2) Quite Interested	6	30%
	3) Fairly interested	1	5%
	4) Only vaguely interested	4	20%
	5) Not at all interested	5	25%





	Response	N	%	
Demographic: Tenure Category: 6 to 10 years	1) Extremely interested		3	23%
	2) Quite Interested		6	46%
	3) Fairly interested		2	15%
	4) Only vaguely interested		1	7%
	5) Not at all interested		1	7%

	Response	N	%	
Demographic: Tenure Category: Over 10 years	1) Extremely interested		5	13%
	2) Quite Interested		14	36%
	3) Fairly interested		9	23%
	4) Only vaguely interested		6	15%
	5) Not at all interested		4	10%

	Response	N	%	
Demographic: Case ID Category: All Groups	1) Extremely interested		15	14%
	2) Quite Interested		36	35%
	3) Fairly interested		21	20%
	4) Only vaguely interested		18	17%
	5) Not at all interested		12	11%

Q18. Organizational Climate, Development and Change (Interest)

	Response	N	%	
Demographic: Tenure Category: Less than a year	1) Extremely interested		3	42%
	2) Quite Interested		3	42%
	3) Fairly interested		1	14%
	4) Only vaguely interested		0	0%
	5) Not at all interested		0	0%

	Response	N	%	
Demographic: Tenure Category: 1 to 3 years	1) Extremely interested		7	36%
	2) Quite Interested		8	42%
	3) Fairly interested		1	5%
	4) Only vaguely interested		3	15%
	5) Not at all interested		0	0%

Sir Veigh Standard Reports
Item Analysis Report
 2006 MPPAW Member Survey

April 18, 2006
 Page 11

	Response	N	%
Demographic: Tenure Category: 3 to 6 years	1) Extremely interested	4	20%
	2) Quite Interested	8	40%
	3) Fairly interested	6	30%
	4) Only vaguely interested	1	5%
	5) Not at all interested	1	5%

	Response	N	%
Demographic: Tenure Category: 6 to 10 years	1) Extremely interested	4	30%
	2) Quite Interested	8	61%
	3) Fairly interested	0	0%
	4) Only vaguely interested	1	7%
	5) Not at all interested	0	0%

	Response	N	%
Demographic: Tenure Category: Over 10 years	1) Extremely interested	20	52%
	2) Quite Interested	10	26%
	3) Fairly interested	5	13%
	4) Only vaguely interested	3	7%
	5) Not at all interested	0	0%

	Response	N	%
Demographic: Case ID Category: All Groups	1) Extremely interested	39	38%
	2) Quite Interested	40	39%
	3) Fairly interested	14	13%
	4) Only vaguely interested	8	7%
	5) Not at all interested	1	0%

Q19. Performance Management (Interest)

	Response	N	%
Demographic: Tenure Category: Less than a year	1) Extremely interested	2	28%
	2) Quite Interested	3	42%
	3) Fairly interested	1	14%
	4) Only vaguely interested	1	14%
	5) Not at all interested	0	0%

	Response	N	%
Demographic: Tenure Category: 1 to 3 years	1) Extremely interested	4	21%
	2) Quite Interested	10	52%
	3) Fairly interested	3	15%
	4) Only vaguely interested	2	10%
	5) Not at all interested	0	0%

Sir Veigh Standard Reports
Item Analysis Report
 2006 MPPAW Member Survey

April 18, 2006
 Page 12

	Response	N	%
Demographic: Tenure Category: 3 to 6 years	1) Extremely interested	6	30%
	2) Quite Interested	6	30%
	3) Fairly interested	4	20%
	4) Only vaguely interested	4	20%
	5) Not at all interested	0	0%

	Response	N	%
Demographic: Tenure Category: 6 to 10 years	1) Extremely interested	3	25%
	2) Quite Interested	5	41%
	3) Fairly interested	3	25%
	4) Only vaguely interested	1	8%
	5) Not at all interested	0	0%

	Response	N	%
Demographic: Tenure Category: Over 10 years	1) Extremely interested	14	37%
	2) Quite Interested	12	32%
	3) Fairly interested	7	18%
	4) Only vaguely interested	3	8%
	5) Not at all interested	1	2%

	Response	N	%
Demographic: Case ID Category: All Groups	1) Extremely interested	29	29%
	2) Quite Interested	39	39%
	3) Fairly interested	18	18%
	4) Only vaguely interested	13	13%
	5) Not at all interested	1	1%

Q20. Personality (Interest)

	Response	N	%
Demographic: Tenure Category: Less than a year	1) Extremely interested	1	14%
	2) Quite Interested	3	42%
	3) Fairly interested	2	28%
	4) Only vaguely interested	0	0%
	5) Not at all interested	1	14%

	Response	N	%
Demographic: Tenure Category: 1 to 3 years	1) Extremely interested	5	26%
	2) Quite Interested	5	26%
	3) Fairly interested	4	21%
	4) Only vaguely interested	4	21%
	5) Not at all interested	1	5%

Sir Veigh Standard Reports
Item Analysis Report
 2006 MPPAW Member Survey

April 18, 2006
 Page 13

	Response	N	%
Demographic: Tenure Category: 3 to 6 years	1) Extremely interested	7	35%
	2) Quite Interested	6	30%
	3) Fairly interested	4	20%
	4) Only vaguely interested	2	10%
	5) Not at all interested	1	5%

	Response	N	%
Demographic: Tenure Category: 6 to 10 years	1) Extremely interested	6	46%
	2) Quite Interested	4	30%
	3) Fairly interested	2	15%
	4) Only vaguely interested	1	7%
	5) Not at all interested	0	0%

	Response	N	%
Demographic: Tenure Category: Over 10 years	1) Extremely interested	10	26%
	2) Quite Interested	11	28%
	3) Fairly interested	11	28%
	4) Only vaguely interested	5	13%
	5) Not at all interested	1	2%

	Response	N	%
Demographic: Case ID Category: All Groups	1) Extremely interested	30	29%
	2) Quite Interested	30	29%
	3) Fairly interested	24	23%
	4) Only vaguely interested	14	13%
	5) Not at all interested	4	3%

Q21. Research Methodology, including statistical techniques (Interest)

	Response	N	%
Demographic: Tenure Category: Less than a year	1) Extremely interested	0	0%
	2) Quite Interested	0	0%
	3) Fairly interested	2	28%
	4) Only vaguely interested	4	57%
	5) Not at all interested	1	14%

Sir Veigh Standard Reports
Item Analysis Report
 2006 MPPAW Member Survey

April 18, 2006
 Page 14

	Response	N	%
Demographic: Tenure Category: 1 to 3 years	1) Extremely interested	3	15%
	2) Quite Interested	5	26%
	3) Fairly interested	5	26%
	4) Only vaguely interested	4	21%
	5) Not at all interested	2	10%

	Response	N	%
Demographic: Tenure Category: 3 to 6 years	1) Extremely interested	3	15%
	2) Quite Interested	7	35%
	3) Fairly interested	6	30%
	4) Only vaguely interested	2	10%
	5) Not at all interested	2	10%

	Response	N	%
Demographic: Tenure Category: 6 to 10 years	1) Extremely interested	0	0%
	2) Quite Interested	2	15%
	3) Fairly interested	3	23%
	4) Only vaguely interested	6	46%
	5) Not at all interested	2	15%

	Response	N	%
Demographic: Tenure Category: Over 10 years	1) Extremely interested	6	15%
	2) Quite Interested	8	21%
	3) Fairly interested	10	26%
	4) Only vaguely interested	11	28%
	5) Not at all interested	3	7%

	Response	N	%
Demographic: Case ID Category: All Groups	1) Extremely interested	12	11%
	2) Quite Interested	24	23%
	3) Fairly interested	28	27%
	4) Only vaguely interested	28	27%
	5) Not at all interested	10	9%

**Q22. Selection/Testing Tools and Approaches
 (Interest)**

	Response	N	%
Demographic: Tenure Category: Less than a year	1) Extremely interested	1	14%
	2) Quite Interested	2	28%
	3) Fairly interested	4	57%
	4) Only vaguely interested	0	0%
	5) Not at all interested	0	0%

	Response	N	%
Demographic: Tenure Category: 1 to 3 years	1) Extremely interested	6	31%
	2) Quite Interested	11	57%
	3) Fairly interested	0	0%
	4) Only vaguely interested	2	10%
	5) Not at all interested	0	0%

	Response	N	%
Demographic: Tenure Category: 3 to 6 years	1) Extremely interested	6	30%
	2) Quite Interested	5	25%
	3) Fairly interested	4	20%
	4) Only vaguely interested	4	20%
	5) Not at all interested	1	5%

	Response	N	%
Demographic: Tenure Category: 6 to 10 years	1) Extremely interested	4	30%
	2) Quite Interested	3	23%
	3) Fairly interested	3	23%
	4) Only vaguely interested	1	7%
	5) Not at all interested	2	15%

	Response	N	%
Demographic: Tenure Category: Over 10 years	1) Extremely interested	11	28%
	2) Quite Interested	11	28%
	3) Fairly interested	8	21%
	4) Only vaguely interested	6	15%
	5) Not at all interested	2	5%

Sir Veigh Standard Reports
Item Analysis Report
 2006 MPPAW Member Survey

April 18, 2006
 Page 16

	Response	N	%
Demographic: Case ID Category: All Groups	1) Extremely interested	29	28%
	2) Quite Interested	33	32%
	3) Fairly interested	19	18%
	4) Only vaguely interested	15	14%
	5) Not at all interested	6	5%

Q23. Training (Interest)

	Response	N	%
Demographic: Tenure Category: Less than a year	1) Extremely interested	2	28%
	2) Quite Interested	2	28%
	3) Fairly interested	3	42%
	4) Only vaguely interested	0	0%
	5) Not at all interested	0	0%

	Response	N	%
Demographic: Tenure Category: 1 to 3 years	1) Extremely interested	9	47%
	2) Quite Interested	6	31%
	3) Fairly interested	4	21%
	4) Only vaguely interested	0	0%
	5) Not at all interested	0	0%

	Response	N	%
Demographic: Tenure Category: 3 to 6 years	1) Extremely interested	2	10%
	2) Quite Interested	7	35%
	3) Fairly interested	7	35%
	4) Only vaguely interested	3	15%
	5) Not at all interested	1	5%

	Response	N	%
Demographic: Tenure Category: 6 to 10 years	1) Extremely interested	0	0%
	2) Quite Interested	5	38%
	3) Fairly interested	3	23%
	4) Only vaguely interested	3	23%
	5) Not at all interested	2	15%

	Response	N	%
Demographic: Tenure Category: Over 10 years	1) Extremely interested	8	21%
	2) Quite Interested	8	21%
	3) Fairly interested	16	42%
	4) Only vaguely interested	2	5%
	5) Not at all interested	4	10%

Sir Veigh Standard Reports
Item Analysis Report
 2006 MPPAW Member Survey

April 18, 2006
 Page 17

	Response	N	%
Demographic: Case ID Category: All Groups	1) Extremely interested	22	21%
	2) Quite Interested	29	28%
	3) Fairly interested	35	34%
	4) Only vaguely interested	9	8%
	5) Not at all interested	7	6%

Q24. Validation (Interest)

	Response	N	%
Demographic: Tenure Category: Less than a year	1) Extremely interested	0	0%
	2) Quite Interested	0	0%
	3) Fairly interested	2	28%
	4) Only vaguely interested	5	71%
	5) Not at all interested	0	0%

	Response	N	%
Demographic: Tenure Category: 1 to 3 years	1) Extremely interested	2	10%
	2) Quite Interested	7	36%
	3) Fairly interested	5	26%
	4) Only vaguely interested	5	26%
	5) Not at all interested	0	0%

	Response	N	%
Demographic: Tenure Category: 3 to 6 years	1) Extremely interested	1	5%
	2) Quite Interested	5	25%
	3) Fairly interested	6	30%
	4) Only vaguely interested	5	25%
	5) Not at all interested	3	15%

	Response	N	%
Demographic: Tenure Category: 6 to 10 years	1) Extremely interested	1	7%
	2) Quite Interested	2	15%
	3) Fairly interested	4	30%
	4) Only vaguely interested	4	30%
	5) Not at all interested	2	15%

	Response	N	%
Demographic: Tenure Category: Over 10 years	1) Extremely interested	4	10%
	2) Quite Interested	10	27%
	3) Fairly interested	14	37%
	4) Only vaguely interested	6	16%
	5) Not at all interested	3	8%

Sir Veigh Standard Reports
Item Analysis Report
 2006 MPPAW Member Survey

April 18, 2006
 Page 18

	Response	N	%
Demographic: Case ID Category: All Groups	1) Extremely interested	8	7%
	2) Quite Interested	26	25%
	3) Fairly interested	32	31%
	4) Only vaguely interested	27	26%
	5) Not at all interested	8	7%

Q25. Work and Family (Interest)

	Response	N	%
Demographic: Tenure Category: Less than a year	1) Extremely interested	3	42%
	2) Quite Interested	1	14%
	3) Fairly interested	1	14%
	4) Only vaguely interested	2	28%
	5) Not at all interested	0	0%

	Response	N	%
Demographic: Tenure Category: 1 to 3 years	1) Extremely interested	3	15%
	2) Quite Interested	3	15%
	3) Fairly interested	6	31%
	4) Only vaguely interested	6	31%
	5) Not at all interested	1	5%

	Response	N	%
Demographic: Tenure Category: 3 to 6 years	1) Extremely interested	3	15%
	2) Quite Interested	3	15%
	3) Fairly interested	8	40%
	4) Only vaguely interested	4	20%
	5) Not at all interested	2	10%

	Response	N	%
Demographic: Tenure Category: 6 to 10 years	1) Extremely interested	0	0%
	2) Quite Interested	5	38%
	3) Fairly interested	4	30%
	4) Only vaguely interested	3	23%
	5) Not at all interested	1	7%

	Response	N	%
Demographic: Tenure Category: Over 10 years	1) Extremely interested	5	13%
	2) Quite Interested	13	34%
	3) Fairly interested	11	28%
	4) Only vaguely interested	6	15%
	5) Not at all interested	3	7%

Sir Veigh Standard Reports
Item Analysis Report
 2006 MPPAW Member Survey

April 18, 2006
 Page 19

	Response	N	%
Demographic: Case ID Category: All Groups	1) Extremely interested	14	13%
	2) Quite Interested	26	25%
	3) Fairly interested	31	30%
	4) Only vaguely interested	24	23%
	5) Not at all interested	7	6%

Q26. Other broad subject areas: (Interest)

	Response	N	%
Demographic: Tenure Category: Less than a year	1) Extremely interested	0	--
	2) Quite Interested	0	--
	3) Fairly interested	0	--
	4) Only vaguely interested	0	--
	5) Not at all interested	0	--

	Response	N	%
Demographic: Tenure Category: 1 to 3 years	1) Extremely interested	3	60%
	2) Quite Interested	1	20%
	3) Fairly interested	0	0%
	4) Only vaguely interested	1	20%
	5) Not at all interested	0	0%

	Response	N	%
Demographic: Tenure Category: 3 to 6 years	1) Extremely interested	4	50%
	2) Quite Interested	3	37%
	3) Fairly interested	1	12%
	4) Only vaguely interested	0	0%
	5) Not at all interested	0	0%

	Response	N	%
Demographic: Tenure Category: 6 to 10 years	1) Extremely interested	1	50%
	2) Quite Interested	1	50%
	3) Fairly interested	0	0%
	4) Only vaguely interested	0	0%
	5) Not at all interested	0	0%

	Response	N	%
Demographic: Tenure Category: Over 10 years	1) Extremely interested	3	100%
	2) Quite Interested	0	0%
	3) Fairly interested	0	0%
	4) Only vaguely interested	0	0%
	5) Not at all interested	0	0%

	Response	N	%
Demographic: Case ID Category: All Groups	1) Extremely interested	11	61%
	2) Quite Interested	5	27%
	3) Fairly interested	1	5%
	4) Only vaguely interested	1	5%
	5) Not at all interested	0	0%





Q29. MPPAW's current format is in-person lecture-style presentations, preceded by a social hour with food and beverage. How satisfied are you with this format? (Satisfaction)






	Response	N	%
Demographic: Tenure Category: Less than a year	1) Totally satisfied	1	14%
	2) Satisfied	6	85%
	3) Neither Satisfied nor Dissatisfied	0	0%
	4) Dissatisfied	0	0%
	5) Totally Dissatisfied	0	0%

	Response	N	%
Demographic: Tenure Category: 1 to 3 years	1) Totally satisfied	7	36%
	2) Satisfied	10	52%
	3) Neither Satisfied nor Dissatisfied	2	10%
	4) Dissatisfied	0	0%
	5) Totally Dissatisfied	0	0%




	Response	N	%
Demographic: Tenure Category: 3 to 6 years	1) Totally satisfied	6	30%
	2) Satisfied	10	50%
	3) Neither Satisfied nor Dissatisfied	3	15%
	4) Dissatisfied	1	5%
	5) Totally Dissatisfied	0	0%




	Response	N	%
Demographic: Tenure Category: 6 to 10 years	1) Totally satisfied	4	30%
	2) Satisfied	8	61%
	3) Neither Satisfied nor Dissatisfied	1	7%
	4) Dissatisfied	0	0%
	5) Totally Dissatisfied	0	0%




	Response	N	%
Demographic: Tenure Category: Over 10 years	1) Totally satisfied		12 31%
	2) Satisfied		24 63%
	3) Neither Satisfied nor Dissatisfied		0 0%
	4) Dissatisfied		1 2%
	5) Totally Dissatisfied		1 2%

	Response	N	%
Demographic: Case ID Category: All Groups	1) Totally satisfied		32 31%
	2) Satisfied		60 59%
	3) Neither Satisfied nor Dissatisfied		6 5%
	4) Dissatisfied		2 1%
	5) Totally Dissatisfied		1 0%

Q31. Workshop format, i.e., more interactive, ala SIOP workshops (Format)

	Response	N	%
Demographic: Tenure Category: Less than a year	1) Do not like this format for MPPAW		4 57%
	2) Like this format for MPPAW		2 28%
	3) Very much like this format for MPPAW		1 14%

	Response	N	%
Demographic: Tenure Category: 1 to 3 years	1) Do not like this format for MPPAW		3 17%
	2) Like this format for MPPAW		10 58%
	3) Very much like this format for MPPAW		4 23%

	Response	N	%
Demographic: Tenure Category: 3 to 6 years	1) Do not like this format for MPPAW		5 27%
	2) Like this format for MPPAW		10 55%
	3) Very much like this format for MPPAW		3 16%

Sir Veigh Standard Reports
Item Analysis Report
 2006 MPPAW Member Survey

April 18, 2006
 Page 22

	Response	N	%
Demographic: Tenure Category: 6 to 10 years	1) Do not like this format for MPPAW	2	15%
	2) Like this format for MPPAW	10	76%
	3) Very much like this format for MPPAW	1	7%

	Response	N	%
Demographic: Tenure Category: Over 10 years	1) Do not like this format for MPPAW	9	25%
	2) Like this format for MPPAW	15	42%
	3) Very much like this format for MPPAW	11	31%

	Response	N	%
Demographic: Case ID Category: All Groups	1) Do not like this format for MPPAW	24	25%
	2) Like this format for MPPAW	47	50%
	3) Very much like this format for MPPAW	22	23%

Q32. Round table or panel presentation (Format)

	Response	N	%
Demographic: Tenure Category: Less than a year	1) Do not like this format for MPPAW	1	14%
	2) Like this format for MPPAW	3	42%
	3) Very much like this format for MPPAW	3	42%

	Response	N	%
Demographic: Tenure Category: 1 to 3 years	1) Do not like this format for MPPAW	3	16%
	2) Like this format for MPPAW	13	72%
	3) Very much like this format for MPPAW	2	11%

	Response	N	%
Demographic: Tenure Category: 3 to 6 years	1) Do not like this format for MPPAW	2	10%
	2) Like this format for MPPAW	13	68%
	3) Very much like this format for MPPAW	4	21%

Sir Veigh Standard Reports
Item Analysis Report
 2006 MPPAW Member Survey

April 18, 2006
 Page 23

	Response	N	%
Demographic: Tenure Category: 6 to 10 years	1) Do not like this format for MPPAW	1	7%
	2) Like this format for MPPAW	8	61%
	3) Very much like this format for MPPAW	4	30%

	Response	N	%
Demographic: Tenure Category: Over 10 years	1) Do not like this format for MPPAW	7	18%
	2) Like this format for MPPAW	18	48%
	3) Very much like this format for MPPAW	12	32%

	Response	N	%
Demographic: Case ID Category: All Groups	1) Do not like this format for MPPAW	14	14%
	2) Like this format for MPPAW	58	59%
	3) Very much like this format for MPPAW	26	26%

Q33. Other formats: (Format)

	Response	N	%
Demographic: Tenure Category: Less than a year	1) Do not like this format for MPPAW	0	--
	2) Like this format for MPPAW	0	--
	3) Very much like this format for MPPAW	0	--

	Response	N	%
Demographic: Tenure Category: 1 to 3 years	1) Do not like this format for MPPAW	0	0%
	2) Like this format for MPPAW	0	0%
	3) Very much like this format for MPPAW	1	100%

	Response	N	%
Demographic: Tenure Category: 3 to 6 years	1) Do not like this format for MPPAW	0	0%
	2) Like this format for MPPAW	1	100%
	3) Very much like this format for MPPAW	0	0%

Sir Veigh Standard Reports
Item Analysis Report
 2006 MPPAW Member Survey

April 18, 2006
 Page 24

	Response	N	%
Demographic: Tenure Category: 6 to 10 years	1) Do not like this format for MPPAW	0	0%
	2) Like this format for MPPAW	0	0%
	3) Very much like this format for MPPAW	1	100%

	Response	N	%
Demographic: Tenure Category: Over 10 years	1) Do not like this format for MPPAW	2	50%
	2) Like this format for MPPAW	1	25%
	3) Very much like this format for MPPAW	1	25%

	Response	N	%
Demographic: Case ID Category: All Groups	1) Do not like this format for MPPAW	2	22%
	2) Like this format for MPPAW	3	33%
	3) Very much like this format for MPPAW	4	44%

**Q36. Conferences, i.e., with multiple presentations
 (No - not sure - yes)**

	Response	N	%
Demographic: Tenure Category: Less than a year	1) No	0	0%
	2) Not sure	4	57%
	3) Yes	3	42%

	Response	N	%
Demographic: Tenure Category: 1 to 3 years	1) No	4	21%
	2) Not sure	5	26%
	3) Yes	10	52%

	Response	N	%
Demographic: Tenure Category: 3 to 6 years	1) No	6	30%
	2) Not sure	4	20%
	3) Yes	10	50%

	Response	N	%
Demographic: Tenure Category: 6 to 10 years	1) No	4	30%
	2) Not sure	3	23%
	3) Yes	6	46%

Sir Veigh Standard Reports
Item Analysis Report
 2006 MPPAW Member Survey

April 18, 2006
 Page 25

		Response	N	%
Demographic: Tenure Category: Over 10 years	1) No		9	23%
	2) Not sure		14	35%
	3) Yes		16	41%

		Response	N	%
Demographic: Case ID Category: All Groups	1) No		24	24%
	2) Not sure		31	31%
	3) Yes		45	45%

Q37. Newsletter (No - not sure - yes)

		Response	N	%
Demographic: Tenure Category: Less than a year	1) No		0	0%
	2) Not sure		1	14%
	3) Yes		6	85%

		Response	N	%
Demographic: Tenure Category: 1 to 3 years	1) No		0	0%
	2) Not sure		1	5%
	3) Yes		18	94%

		Response	N	%
Demographic: Tenure Category: 3 to 6 years	1) No		2	10%
	2) Not sure		5	25%
	3) Yes		13	65%

		Response	N	%
Demographic: Tenure Category: 6 to 10 years	1) No		0	0%
	2) Not sure		1	7%
	3) Yes		12	92%

		Response	N	%
Demographic: Tenure Category: Over 10 years	1) No		2	5%
	2) Not sure		3	7%
	3) Yes		34	87%

		Response	N	%
Demographic: Case ID Category: All Groups	1) No		5	5%
	2) Not sure		11	11%
	3) Yes		84	84%

Q38. Journal of some kind, where members' articles are published (No - not sure - yes)

		Response	N	%
Demographic: Tenure Category: Less than a year	1) No		1	14%
	2) Not sure		2	28%
	3) Yes		4	57%

		Response	N	%
Demographic: Tenure Category: 1 to 3 years	1) No		3	15%
	2) Not sure		7	36%
	3) Yes		9	47%

		Response	N	%
Demographic: Tenure Category: 3 to 6 years	1) No		10	50%
	2) Not sure		5	25%
	3) Yes		5	25%

		Response	N	%
Demographic: Tenure Category: 6 to 10 years	1) No		6	46%
	2) Not sure		2	15%
	3) Yes		5	38%

		Response	N	%
Demographic: Tenure Category: Over 10 years	1) No		26	68%
	2) Not sure		6	15%
	3) Yes		6	15%

		Response	N	%
Demographic: Case ID Category: All Groups	1) No		48	48%
	2) Not sure		22	22%
	3) Yes		29	29%

Q39. Social events, e.g., party (No - not sure - yes)




		Response	N	%
Demographic: Tenure Category: Less than a year	1) No		1	14%
	2) Not sure		1	14%
	3) Yes		5	71%

		Response	N	%
Demographic: Tenure Category: 1 to 3 years	1) No		2	10%
	2) Not sure		6	31%
	3) Yes		11	57%




Sir Veigh Standard Reports
Item Analysis Report
 2006 MPPAW Member Survey

April 18, 2006
 Page 27

	Response	N	%
Demographic: Tenure Category: 3 to 6 years	1) No 	3	15%
	2) Not sure 	7	35%
	3) Yes 	10	50%




	Response	N	%
Demographic: Tenure Category: 6 to 10 years	1) No 	4	30%
	2) Not sure 	4	30%
	3) Yes 	5	38%




	Response	N	%
Demographic: Tenure Category: Over 10 years	1) No 	11	28%
	2) Not sure 	14	36%
	3) Yes 	13	34%




	Response	N	%
Demographic: Case ID Category: All Groups	1) No 	22	22%
	2) Not sure 	33	33%
	3) Yes 	44	44%

Q40. Formally announced post-meeting get-togethers, e.g., at a bar nearby (No - not sure - yes)

	Response	N	%
Demographic: Tenure Category: Less than a year	1) No 	2	28%
	2) Not sure 	1	14%
	3) Yes 	4	57%

	Response	N	%
Demographic: Tenure Category: 1 to 3 years	1) No 	1	5%
	2) Not sure 	4	21%
	3) Yes 	14	73%

	Response	N	%
Demographic: Tenure Category: 3 to 6 years	1) No 	4	20%
	2) Not sure 	2	10%
	3) Yes 	14	70%

	Response	N	%
Demographic: Tenure Category: 6 to 10 years	1) No 	3	23%
	2) Not sure 	6	46%
	3) Yes 	4	30%

		Response	N	%
Demographic: Tenure Category: Over 10 years	1) No		11	28%
	2) Not sure		11	28%
	3) Yes		16	42%

		Response	N	%
Demographic: Case ID Category: All Groups	1) No		21	21%
	2) Not sure		24	24%
	3) Yes		54	54%

**Q41. Social services, e.g., organizing volunteers
 for non-profit work (No - not sure - yes)**

		Response	N	%
Demographic: Tenure Category: Less than a year	1) No		1	14%
	2) Not sure		3	42%
	3) Yes		3	42%

		Response	N	%
Demographic: Tenure Category: 1 to 3 years	1) No		3	15%
	2) Not sure		7	36%
	3) Yes		9	47%

		Response	N	%
Demographic: Tenure Category: 3 to 6 years	1) No		7	35%
	2) Not sure		4	20%
	3) Yes		9	45%

		Response	N	%
Demographic: Tenure Category: 6 to 10 years	1) No		3	23%
	2) Not sure		4	30%
	3) Yes		6	46%

		Response	N	%
Demographic: Tenure Category: Over 10 years	1) No		14	36%
	2) Not sure		11	28%
	3) Yes		13	34%

		Response	N	%
Demographic: Case ID Category: All Groups	1) No		29	29%
	2) Not sure		30	30%
	3) Yes		40	40%

Q42. Clearing house or databank of things members and/or others are doing or have done, e.g., reports, descriptions of projects or research, articles. (No - not sure - yes)

		Response	N	%
Demographic: Tenure Category: Less than a year	1) No		0	0%
	2) Not sure		1	14%
	3) Yes		6	85%

		Response	N	%
Demographic: Tenure Category: 1 to 3 years	1) No		1	5%
	2) Not sure		4	21%
	3) Yes		14	73%

		Response	N	%
Demographic: Tenure Category: 3 to 6 years	1) No		4	20%
	2) Not sure		4	20%
	3) Yes		12	60%

		Response	N	%
Demographic: Tenure Category: 6 to 10 years	1) No		2	15%
	2) Not sure		2	15%
	3) Yes		9	69%

		Response	N	%
Demographic: Tenure Category: Over 10 years	1) No		7	18%
	2) Not sure		12	31%
	3) Yes		19	50%

		Response	N	%
Demographic: Case ID Category: All Groups	1) No		15	15%
	2) Not sure		23	23%
	3) Yes		61	61%

Q43. Clearing house or databank of members cross-referenced with their subjects of interest/expertise (No - not sure - yes)

		Response	N	%
Demographic: Tenure Category: Less than a year	1) No		0	0%
	2) Not sure		1	14%
	3) Yes		6	85%

Sir Veigh Standard Reports
Item Analysis Report
 2006 MPPAW Member Survey

April 18, 2006
 Page 30

	Response	N	%
Demographic: Tenure Category: 1 to 3 years	1) No	3	15%
	2) Not sure	5	26%
	3) Yes	11	57%

	Response	N	%
Demographic: Tenure Category: 3 to 6 years	1) No	3	15%
	2) Not sure	2	10%
	3) Yes	15	75%

	Response	N	%
Demographic: Tenure Category: 6 to 10 years	1) No	2	15%
	2) Not sure	4	30%
	3) Yes	7	53%

	Response	N	%
Demographic: Tenure Category: Over 10 years	1) No	6	15%
	2) Not sure	8	21%
	3) Yes	24	63%

	Response	N	%
Demographic: Case ID Category: All Groups	1) No	15	15%
	2) Not sure	20	20%
	3) Yes	64	64%

Q44. Job announcements/postings (No - not sure - yes)

	Response	N	%
Demographic: Tenure Category: Less than a year	1) No	0	0%
	2) Not sure	0	0%
	3) Yes	7	100%

	Response	N	%
Demographic: Tenure Category: 1 to 3 years	1) No	0	0%
	2) Not sure	0	0%
	3) Yes	19	100%

	Response	N	%
Demographic: Tenure Category: 3 to 6 years	1) No	0	0%
	2) Not sure	0	0%
	3) Yes	20	100%

	Response	N	%
Demographic: Tenure Category: 6 to 10 years	1) No	1	8%
	2) Not sure	1	8%
	3) Yes	10	83%

	Response	N	%
Demographic: Tenure Category: Over 10 years	1) No	2	5%
	2) Not sure	1	2%
	3) Yes	36	92%

	Response	N	%
Demographic: Case ID Category: All Groups	1) No	3	3%
	2) Not sure	2	2%
	3) Yes	94	94%

Q45. Other announcements or advertising/want ads, e.g., services for hire, products to buy, office space to rent (No - not sure - yes)

	Response	N	%
Demographic: Tenure Category: Less than a year	1) No	3	42%
	2) Not sure	2	28%
	3) Yes	2	28%

	Response	N	%
Demographic: Tenure Category: 1 to 3 years	1) No	6	31%
	2) Not sure	4	21%
	3) Yes	9	47%

	Response	N	%
Demographic: Tenure Category: 3 to 6 years	1) No	2	10%
	2) Not sure	6	30%
	3) Yes	12	60%

	Response	N	%
Demographic: Tenure Category: 6 to 10 years	1) No	4	33%
	2) Not sure	3	25%
	3) Yes	5	41%

	Response	N	%
Demographic: Tenure Category: Over 10 years	1) No	18	46%
	2) Not sure	9	23%
	3) Yes	12	30%

		Response	N	%
Demographic: Case ID	1) No		33	33%
Category: All Groups	2) Not sure		24	24%
	3) Yes		42	42%

Q46. Electronic version of speaker handouts on MPPAW website (No - not sure - yes)

		Response	N	%
Demographic: Tenure	1) No		0	0%
Category: Less than a year	2) Not sure		0	0%
	3) Yes		7	100%

		Response	N	%
Demographic: Tenure	1) No		0	0%
Category: 1 to 3 years	2) Not sure		1	5%
	3) Yes		18	94%




		Response	N	%
Demographic: Tenure	1) No		1	5%
Category: 3 to 6 years	2) Not sure		1	5%
	3) Yes		18	90%




		Response	N	%
Demographic: Tenure	1) No		0	0%
Category: 6 to 10 years	2) Not sure		0	0%
	3) Yes		13	100%



		Response	N	%
Demographic: Tenure	1) No		2	5%
Category: Over 10 years	2) Not sure		2	5%
	3) Yes		35	89%




		Response	N	%
Demographic: Case ID	1) No		3	3%
Category: All Groups	2) Not sure		4	4%
	3) Yes		93	93%




Q47. Membership directory, electronic version (No - not sure - yes)

		Response	N	%
Demographic: Tenure Category: Less than a year	1) No		0	0%
	2) Not sure		0	0%
	3) Yes		7	100%

		Response	N	%
Demographic: Tenure Category: 1 to 3 years	1) No		0	0%
	2) Not sure		1	5%
	3) Yes		18	94%



		Response	N	%
Demographic: Tenure Category: 3 to 6 years	1) No		0	0%
	2) Not sure		0	0%
	3) Yes		20	100%




		Response	N	%
Demographic: Tenure Category: 6 to 10 years	1) No		1	7%
	2) Not sure		0	0%
	3) Yes		12	92%

		Response	N	%
Demographic: Tenure Category: Over 10 years	1) No		3	7%
	2) Not sure		0	0%
	3) Yes		36	92%

		Response	N	%
Demographic: Case ID Category: All Groups	1) No		5	5%
	2) Not sure		1	1%
	3) Yes		94	94%

Q48. Membership directory, hard copy version (No - not sure - yes)




		Response	N	%
Demographic: Tenure Category: Less than a year	1) No		1	14%
	2) Not sure		1	14%
	3) Yes		5	71%




		Response	N	%
Demographic: Tenure Category: 1 to 3 years	1) No		5	26%
	2) Not sure		5	26%
	3) Yes		9	47%




Sir Veigh Standard Reports
Item Analysis Report
 2006 MPPAW Member Survey

April 18, 2006
 Page 34




	Response	N	%
Demographic: Tenure Category: 3 to 6 years	1) No 	9	47%
	2) Not sure 	2	10%
	3) Yes 	8	42%




	Response	N	%
Demographic: Tenure Category: 6 to 10 years	1) No 	4	30%
	2) Not sure 	5	38%
	3) Yes 	4	30%




	Response	N	%
Demographic: Tenure Category: Over 10 years	1) No 	9	24%
	2) Not sure 	14	37%
	3) Yes 	14	37%




	Response	N	%
Demographic: Case ID Category: All Groups	1) No 	28	28%
	2) Not sure 	27	27%
	3) Yes 	42	43%

Q49. Make connections with other professional organizations, e.g., through websites, newsletters, or shared presentations (No - not sure - yes)

	Response	N	%
Demographic: Tenure Category: Less than a year	1) No 	0	0%
	2) Not sure 	2	28%
	3) Yes 	5	71%

	Response	N	%
Demographic: Tenure Category: 1 to 3 years	1) No 	0	0%
	2) Not sure 	3	15%
	3) Yes 	16	84%

	Response	N	%
Demographic: Tenure Category: 3 to 6 years	1) No 	1	5%
	2) Not sure 	7	35%
	3) Yes 	12	60%

	Response	N	%
Demographic: Tenure Category: 6 to 10 years	1) No 	1	7%
	2) Not sure 	5	38%
	3) Yes 	7	53%

Sir Veigh Standard Reports
Item Analysis Report
 2006 MPPAW Member Survey

April 18, 2006
 Page 35

		Response	N	%
Demographic: Tenure Category: Over 10 years	1) No		1	2%
	2) Not sure		10	25%
	3) Yes		28	71%

		Response	N	%
Demographic: Case ID Category: All Groups	1) No		4	4%
	2) Not sure		27	27%
	3) Yes		69	69%

Q50. Other activities or events: (No - not sure - yes)

		Response	N	%
Demographic: Tenure Category: Less than a year	1) No		0	--
	2) Not sure		0	--
	3) Yes		0	--

		Response	N	%
Demographic: Tenure Category: 1 to 3 years	1) No		0	0%
	2) Not sure		1	100%
	3) Yes		0	0%

		Response	N	%
Demographic: Tenure Category: 3 to 6 years	1) No		0	0%
	2) Not sure		1	50%
	3) Yes		1	50%

		Response	N	%
Demographic: Tenure Category: 6 to 10 years	1) No		1	50%
	2) Not sure		1	50%
	3) Yes		0	0%

		Response	N	%
Demographic: Tenure Category: Over 10 years	1) No		1	50%
	2) Not sure		0	0%
	3) Yes		1	50%

		Response	N	%
Demographic: Case ID Category: All Groups	1) No		2	28%
	2) Not sure		3	42%
	3) Yes		2	28%

Q52. How satisfied are you with MPPAW's current location/venue for presentations (McNamara Alumni Center on the East Bank campus of the University of Minnesota)? (Satisfaction)






	Response	N	%
Demographic: Tenure Category: Less than a year	1) Totally satisfied	4	57%
	2) Satisfied	3	42%
	3) Neither Satisfied nor Dissatisfied	0	0%
	4) Dissatisfied	0	0%
	5) Totally Dissatisfied	0	0%

	Response	N	%
Demographic: Tenure Category: 1 to 3 years	1) Totally satisfied	11	57%
	2) Satisfied	8	42%
	3) Neither Satisfied nor Dissatisfied	0	0%
	4) Dissatisfied	0	0%
	5) Totally Dissatisfied	0	0%






	Response	N	%
Demographic: Tenure Category: 3 to 6 years	1) Totally satisfied	5	27%
	2) Satisfied	6	33%
	3) Neither Satisfied nor Dissatisfied	4	22%
	4) Dissatisfied	2	11%
	5) Totally Dissatisfied	1	5%






	Response	N	%
Demographic: Tenure Category: 6 to 10 years	1) Totally satisfied	1	8%
	2) Satisfied	6	50%
	3) Neither Satisfied nor Dissatisfied	3	25%
	4) Dissatisfied	2	16%
	5) Totally Dissatisfied	0	0%






	Response	N	%
Demographic: Tenure Category: Over 10 years	1) Totally satisfied	10	27%
	2) Satisfied	15	40%
	3) Neither Satisfied nor Dissatisfied	6	16%
	4) Dissatisfied	5	13%
	5) Totally Dissatisfied	1	2%






		Response	N	%
Demographic: Case ID Category: All Groups	1) Totally satisfied		32	34%
	2) Satisfied		38	40%
	3) Neither Satisfied nor Dissatisfied		13	13%
	4) Dissatisfied		9	9%
	5) Totally Dissatisfied		2	2%

Q54. How satisfied are you with the food that's offered at MPPAW meetings? (Satisfaction)

		Response	N	%
Demographic: Tenure Category: Less than a year	1) Totally satisfied		0	0%
	2) Satisfied		5	71%
	3) Neither Satisfied nor Dissatisfied		2	28%
	4) Dissatisfied		0	0%
	5) Totally Dissatisfied		0	0%

		Response	N	%
Demographic: Tenure Category: 1 to 3 years	1) Totally satisfied		9	47%
	2) Satisfied		7	36%
	3) Neither Satisfied nor Dissatisfied		3	15%
	4) Dissatisfied		0	0%
	5) Totally Dissatisfied		0	0%

		Response	N	%
Demographic: Tenure Category: 3 to 6 years	1) Totally satisfied		3	15%
	2) Satisfied		11	57%
	3) Neither Satisfied nor Dissatisfied		4	21%
	4) Dissatisfied		1	5%
	5) Totally Dissatisfied		0	0%

		Response	N	%
Demographic: Tenure Category: 6 to 10 years	1) Totally satisfied		1	7%
	2) Satisfied		6	46%
	3) Neither Satisfied nor Dissatisfied		6	46%
	4) Dissatisfied		0	0%
	5) Totally Dissatisfied		0	0%

	Response	N	%
Demographic: Tenure Category: Over 10 years	1) Totally satisfied	7	18%
	2) Satisfied	18	48%
	3) Neither Satisfied nor Dissatisfied	10	27%
	4) Dissatisfied	1	2%
	5) Totally Dissatisfied	1	2%

	Response	N	%
Demographic: Case ID Category: All Groups	1) Totally satisfied	21	21%
	2) Satisfied	47	48%
	3) Neither Satisfied nor Dissatisfied	25	26%
	4) Dissatisfied	2	2%
	5) Totally Dissatisfied	1	1%

Q56. We plan on having wine and beer for purchase during the social hour. What's your reaction to this? (Approve/disapprove)

	Response	N	%
Demographic: Tenure Category: Less than a year	1) Wholeheartedly approve	1	16%
	2) Approve	3	50%
	3) Neutral about this	2	33%
	4) Disapprove	0	0%
	5) Wholeheartedly disapprove	0	0%

	Response	N	%
Demographic: Tenure Category: 1 to 3 years	1) Wholeheartedly approve	9	47%
	2) Approve	3	15%
	3) Neutral about this	5	26%
	4) Disapprove	2	10%
	5) Wholeheartedly disapprove	0	0%

	Response	N	%
Demographic: Tenure Category: 3 to 6 years	1) Wholeheartedly approve	10	52%
	2) Approve	3	15%
	3) Neutral about this	4	21%
	4) Disapprove	1	5%
	5) Wholeheartedly disapprove	1	5%

Sir Veigh Standard Reports
Item Analysis Report
 2006 MPPAW Member Survey

April 18, 2006
 Page 39

		Response	N	%
Demographic: Tenure Category: 6 to 10 years	1) Wholeheartedly approve		2	15%
	2) Approve		7	53%
	3) Neutral about this		3	23%
	4) Disapprove		1	7%
	5) Wholeheartedly disapprove		0	0%

		Response	N	%
Demographic: Tenure Category: Over 10 years	1) Wholeheartedly approve		11	28%
	2) Approve		13	34%
	3) Neutral about this		12	31%
	4) Disapprove		1	2%
	5) Wholeheartedly disapprove		1	2%

		Response	N	%
Demographic: Case ID Category: All Groups	1) Wholeheartedly approve		34	35%
	2) Approve		29	30%
	3) Neutral about this		26	27%
	4) Disapprove		5	5%
	5) Wholeheartedly disapprove		2	2%

Q57. How satisfied are you with MPPAW's website? (Satisfaction)

		Response	N	%
Demographic: Tenure Category: Less than a year	1) Totally satisfied		0	0%
	2) Satisfied		7	100%
	3) Neither Satisfied nor Dissatisfied		0	0%
	4) Dissatisfied		0	0%
	5) Totally Dissatisfied		0	0%

		Response	N	%
Demographic: Tenure Category: 1 to 3 years	1) Totally satisfied		3	16%
	2) Satisfied		10	55%
	3) Neither Satisfied nor Dissatisfied		3	16%
	4) Dissatisfied		2	11%
	5) Totally Dissatisfied		0	0%

Sir Veigh Standard Reports
Item Analysis Report
 2006 MPPAW Member Survey

April 18, 2006
 Page 40

		Response	N	%
Demographic: Tenure Category: 3 to 6 years	1) Totally satisfied		1	6%
	2) Satisfied		10	66%
	3) Neither Satisfied nor Dissatisfied		4	26%
	4) Dissatisfied		0	0%
	5) Totally Dissatisfied		0	0%

		Response	N	%
Demographic: Tenure Category: 6 to 10 years	1) Totally satisfied		2	18%
	2) Satisfied		6	54%
	3) Neither Satisfied nor Dissatisfied		3	27%
	4) Dissatisfied		0	0%
	5) Totally Dissatisfied		0	0%

		Response	N	%
Demographic: Tenure Category: Over 10 years	1) Totally satisfied		10	28%
	2) Satisfied		18	51%
	3) Neither Satisfied nor Dissatisfied		6	17%
	4) Dissatisfied		1	2%
	5) Totally Dissatisfied		0	0%

		Response	N	%
Demographic: Case ID Category: All Groups	1) Totally satisfied		16	18%
	2) Satisfied		52	59%
	3) Neither Satisfied nor Dissatisfied		16	18%
	4) Dissatisfied		3	3%
	5) Totally Dissatisfied		0	0%

Q59. Would you be interested in a members-only section on the website? (No - yes (data))

		Response	N	%
Demographic: Tenure Category: Less than a year	1) No		3	42%
	2) Yes		4	57%

		Response	N	%
Demographic: Tenure Category: 1 to 3 years	1) No		8	53%
	2) Yes		7	46%

Sir Veigh Standard Reports
Item Analysis Report
 2006 MPPAW Member Survey

April 18, 2006
 Page 41

		Response	N	%
Demographic: Tenure Category: 3 to 6 years	1) No		13	81%
	2) Yes		3	18%

		Response	N	%
Demographic: Tenure Category: 6 to 10 years	1) No		6	60%
	2) Yes		4	40%

		Response	N	%
Demographic: Tenure Category: Over 10 years	1) No		19	70%
	2) Yes		8	29%

		Response	N	%
Demographic: Case ID Category: All Groups	1) No		49	64%
	2) Yes		27	35%

Q61. What is your opinion of MPPAW's membership fees: (High/Low)

		Response	N	%
Demographic: Tenure Category: Less than a year	1) Too high		0	0%
	2) About right		6	100%
	3) Too low		0	0%

		Response	N	%
Demographic: Tenure Category: 1 to 3 years	1) Too high		2	10%
	2) About right		17	89%
	3) Too low		0	0%

		Response	N	%
Demographic: Tenure Category: 3 to 6 years	1) Too high		0	0%
	2) About right		17	100%
	3) Too low		0	0%

		Response	N	%
Demographic: Tenure Category: 6 to 10 years	1) Too high		0	0%
	2) About right		13	100%
	3) Too low		0	0%

		Response	N	%
Demographic: Tenure Category: Over 10 years	1) Too high		1	2%
	2) About right		36	97%
	3) Too low		0	0%

Sir Veigh Standard Reports
Item Analysis Report
2006 MPPAW Member Survey

April 18, 2006
Page 42

	Response	N	%
Demographic: Case ID	1) Too high	3	3%
Category: All Groups	2) About right	90	96%
	3) Too low	0	0%